Pittcon
Industries
Division of Pittcon Architectural Metals, LLC
Custom Architectural Metalwork
Column Covers
Wall Panels
Light Coves
Crown Moldings
Softforms® Drywall and Plaster Moldings
Expansion Joint and Trench Covers

MOSCOW
TURKEY
IRAQ
CAIRO
SUDAN
KISANGANI
KINSHASA
BEIJING
JAKARTA
MALANG
PANAY

Pittcon Softforms®

Mini-Catalog

(301) 927-1000 MD office
(800) 897-3129 MD fax
(602) 233-9100 AZ office

www.pittconindustries.com

Following is the complete listing of our extruded aluminum plaster and drywall moldings. This line was designed to provide you with single source efficiency at competitive pricing. You may purchase both the Pittcon plaster moldings and drywall moldings at your local authorized Pittcon distributor. For a more complete description of each product, please refer to the Pittcon Industries full product line binder, available through your local sales representative or direct from the factory.

SWR SERIES

WALL REVEALS

SAMPLE SPECIFICATION
specify as: SOFTFORMS® Model # SWR-*XXX-XXX*

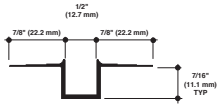

Pittcon SOFTFORMS® LLC

6409 Rhode Island Avenue
Riverdale, MD 20737
(888) 213-0952
(301) 927-1000
Fax: (301) 699-8690

3330 W. Flower Street
Phoenix, AZ 85017
(800) 637-7638
(602) 233-9100
Fax: (602) 233-9400

The extruded aluminum profile shall incorporate a continuous integral fin for surface contact to conventionally installed gypsum drywall. The fins shall be 7/8" wide and shall be tapered to the edge. The tapered fins shall be punched with holes staggered to accept standard screw fastening. A series of continuous grooves shall be extruded into the face of the fins to provide greater bonding surface. The extruded profiles shall be primed with corrosion-resistant primer compatible with materials normally in use in conjunction with commercial interiors, i.e.: joint compound, latex and enamel paints, and wall covering adhesives.

MATERIAL: Aluminum alloy.....6063 T5 or equal
Finish.....Factory primed

SWR-050-050 **WALL REVEAL**
NO SCALE **TYPICAL SECTION**

SELECTING YOUR SOFTFORMS ® SWR WALL REVEAL SERIES OF ALUMINUM EXTRUSIONS
Select proper SOFTFORMS extrusion from the models shown below.

SWR Model No.	Width	Depth
SWR-025-025	1/4" (6.4 mm)	1/4" (6.4 mm)
SWR-038-038	3/8" (9.5 mm)	3/8" (9.5 mm)
SWR-013-050	1/8" (3.2 mm)	1/2" (12.7 mm)
SWR-025-050	1/4" (6.4 mm)	1/2" (12.7 mm)
SWR-038-050	3/8" (9.5 mm)	1/2" (12.7 mm)
SWR-050-050	1/2" (12.7 mm)	1/2" (12.7 mm)
SWR-063-050	5/8" (15.9 mm)	1/2" (12.7 mm)
SWR-075-050	3/4" (19.1 mm)	1/2" (12.7 mm)
SWR-100-050	1" (25.4 mm)	1/2" (12.7 mm)
SWR-150-050	1-1/2" (38.1 mm)	1/2" (12.7 mm)
SWR-200-050	2" (50.8 mm)	1/2" (12.7 mm)
SWR-025-063	1/4" (6.4 mm)	5/8" (15.9 mm)
SWR-038-063	3/8" (9.5 mm)	5/8" (15.9 mm)
SWR-050-063	1/2" (12.7 mm)	5/8" (15.9 mm)
SWR-063-063	5/8" (15.9 mm)	5/8" (15.9 mm)
SWR-075-063	3/4" (19.1 mm)	5/8" (15.9 mm)
SWR-100-063	1" (25.4 mm)	5/8" (15.9 mm)
SWR-150-063	1-1/2" (38.1 mm)	5/8" (15.9 mm)
SWR-200-063	2" (50.8 mm)	5/8" (15.9 mm)
SWR-300-063	3" (76.2 mm)	5/8" (15.9 mm)

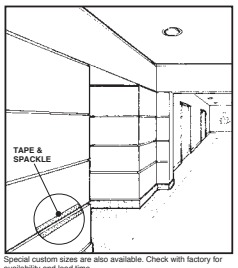

Special custom sizes are also available. Check with factory for availability and lead time.

© 2008 Pittcon Industries

West: 2090 Del Rio Way, Unit B, Ontario, CA 91761, Phone: (888) 748-8266, Fax: (909) 773-0091
3330 W. Flower Street, Phoenix, AZ 85017, Phone: (800) 637-7638, Fax: (602) 233-9400
Pittcon Industries, DIVISION OF PITTCON ARCHITECTURAL METALS, LLC, 800 637-7638
East: 6409 Rhode Island Ave, Riverdale, MD 20737, Phone: (888) 213-0952, Fax: (800) 897-3129

PCS SERIES

CHANNEL SCREED

Model No. PCS-xx-xxx
PCS-xx-V-xxx (vented)

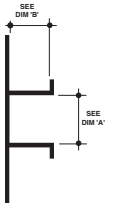

Pittcon SOFTFORMS® LLC

6409 Rhode Island Avenue
Riverdale, MD 20737
(888) 213-0952
(301) 927-1000
Fax: (301) 699-8690

3330 W. Flower Street
Phoenix, AZ 85017
(800) 637-7638
(602) 233-9100
Fax: (602) 233-9400

The extruded aluminum profile shall incorporate a continuous integral fin for surface contact to conventionally installed underlayer gypsum drywall. The fins shall be 7/8" wide and shall be tapered to the edge. A series of continuous grooves shall be extruded into the face of the fins to provide greater bonding surface. The extruded profiles shall be provided in 201 Rt Clear Anodized finish. Finish meets or exceeds AAMA standards for scratches and/or blemishes. Consult factory for optional finishes.

MATERIAL: Aluminum alloy.....6063 T5
Finish.....Clear Anodized
Thickness.....050" nominal

NO SCALE **TYPICAL SECTION**

Model No.	Width-Dim 'A'	Depth-Dim 'B'
PCS-75-50	1/2" (12.7mm)	3/4" (19.1mm)
PCS-75-V-50	1/2" (12.7mm)	3/4" (19.1mm)
PCS-75-75	3/4" (19.1mm)	3/4" (19.1mm)
PCS-75-V-75	3/4" (19.1mm)	3/4" (19.1mm)
PCS-75-100	1" (25.1mm)	3/4" (19.1mm)
PCS-75-V-100	1" (25.1mm)	3/4" (19.1mm)
PCS-75-150	1-1/2" (38.1mm)	3/4" (19.1mm)
PCS-75-V-150	1-1/2" (38.1mm)	3/4" (19.1mm)
PCS-75-200	2" (50.8mm)	3/4" (19.1mm)
PCS-75-V-200	2" (50.8mm)	3/4" (19.1mm)
PCS-75-250	2-1/2" (63.5mm)	3/4" (19.1mm)
PCS-75-V-250	2-1/2" (63.5mm)	3/4" (19.1mm)
PCS-75-300	3" (76.2mm)	3/4" (19.1mm)
PCS-75-V-300	3" (76.2mm)	3/4" (19.1mm)
PCS-75-400	4" (101.6mm)	3/4" (19.1mm)
PCS-75-V-400	4" (101.6mm)	3/4" (19.1mm)
PCS-75-600	6" (152.4mm)	3/4" (19.1mm)
PCS-75-V-600	6" (152.4mm)	3/4" (19.1mm)
PCS-100-75	3/4" (19.1mm)	1" (25.1mm)
PCS-100-V-75	3/4" (19.1mm)	1" (25.1mm)
PCS-100-100	1" (25.1mm)	1" (25.1mm)
PCS-100-V-100	1" (25.1mm)	1" (25.1mm)

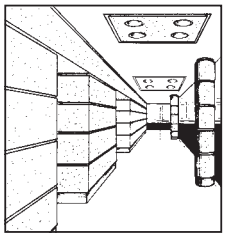

© 2008 Pittcon Industries

West: 2090 Del Rio Way, Unit B, Ontario, CA 91761, Phone: (888) 748-8266, Fax: (909) 773-0091
3330 W. Flower Street, Phoenix, AZ 85017, Phone: (800) 637-7638, Fax: (602) 233-9400
Pittcon Industries, DIVISION OF PITTCON ARCHITECTURAL METALS, LLC, 800 637-7638
East: 6409 Rhode Island Ave, Riverdale, MD 20737, Phone: (888) 213-0952, Fax: (800) 897-3129

PT SERIES

PERIMETER TRIMS

Specify as: SOFTFORMS® **Perimeter Trim**

Model No. PT-*X*

MATERIAL: Aluminum alloy.....6063 T5 or equal
Finish..... **Semi-Gloss White**

The extruded aluminum profile shall incorporate a continuous integral fin top and bottom for surface contact to conventionally installed acoustical ceiling tiles, or a separate flange for attachment to gypsum drywall. The fins shall be 3/4" wide and shall be untapered to the edge.

Two or more areas shall be incorporated into the back of each extrusion, with a series of continuous extruded grooves to provide a greater bonding surface for joinery.

The extruded profiles shall be factory painted to match standard ceiling grid finish.

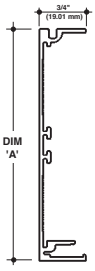

TYPICAL SECTION **Perimeter Trim**
NO SCALE

SELECTING YOUR PROFILE FROM THE SOFTFORMS® PT SERIES OF ALUMINUM EXTRUSIONS

PT Model	Height at Face	Minimum Radii
PT-2	2-1/8" (53.9 mm)	*12" Single Radius*
PT-4	3-7/8" (98.4 mm)	*12" Single Radius*
PT-6	5-25/32" (146.8 mm)	*12" Single Radius*
PT-8	7-13/16" (198.4 mm)	*12" Single Radius*
PT-10	9-13/16" (249.2 mm)	*24" Single Radius*
PT-12	12" (304.8 mm)	*24" Single Radius*
PT-KE	6" (152.4 mm)	*Not Available Curved*

PT-6 Radiused Trim Available in Inside and Outside Radii. Can be Combined to Form Serpentine Shapes. Minimum Radii Dependent on Trim Model. Consult Factory.

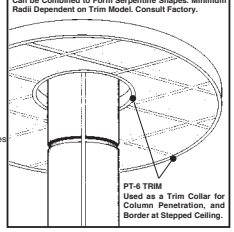

Optional Factory Finishes

- Face clad with mirror finish stainless steel
- Face clad with matte or high gloss plastic laminate finishes
- Face clad with Acrovyn® PVC laminate finishes
- Face clad with finished or unfinished wood veneers
- Painted in a high gloss polyurethane finish
- Painted in a Corafloni® fluoropolymer finish
- Clear satin, bronze, or black anodized finish
- Primed finish for field painting

Corafloni® is a registered trademark of PPG Industries, Inc.
Acrovyn® is a registered trademark of Construction Specialties, Inc.

© 2008 Pittcon Industries

West: 2090 Del Rio Way, Unit B, Ontario, CA 91761, Phone: (909) 773-0001, Fax: (909) 773-0091
3330 W. Flower Street, Phoenix, AZ 85017, Phone: (602) 233-9100, Fax: (602) 233-9400
Pittcon Industries, DIVISION OF PITTCON ARCHITECTURAL METALS, LLC, 800 637-7638
East: 6409 Rhode Island Ave, Riverdale, MD 20737, Phone: (301) 927-1000, Fax: (301) 699-8690

Special Conditions and Fabrication

Mitred Corners, Radius, Finishes, Inserts

Pittcon offers fabricated intersections made with six inch long legs, twelve inches overall. Longer legs are available as needed for special conditions. Intersections can be supplied in pieces for field assembly, or assembled at the factory. In addition, most of the SOFTFORMS profiles can be radiused to match field conditions. Optional finishes can be factory applied to your extrusions, such as clear or color anodizing, as well as a variety of paint colors. Decorative inserts can be supplied where architectural metal finishes such as polished or brushed chrome or brass are desired. All of these options are detailed below and on the other side of this page. Please contact the factory or your local sales representative for additional information.

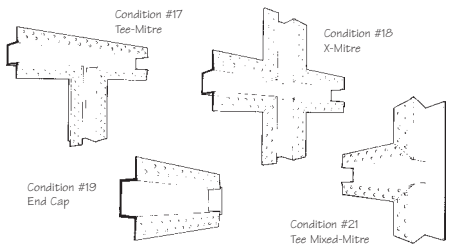

Optional Finishes & Specifications

The following finishes are available subject to additional charges depending on the quantity ordered, and availability.

Painted in a high gloss enamel finish in a variety of colors
Painted in a semi- gloss enamel finish in a variety of colors
Painted in a Corafloni® fluoropolymer finish
Black anodized finish
Light, medium, or dark bronze Duranodic finish
Other color anodized finishes

Finishes meet or exceed AAMA standards for scratches or blemishes.

Corafloni® is a registered trademark of PPG Industries, Inc.

SAMPLE SPECIFICATION:

SOFTFORMS® extrusions as manufactured by **Pittcon SOFTFORMS® LLC** model no. _____. Material shall be of extruded aluminum, 6063 T-5 alloy, .050" nominal wall thickness with a factory primed finish. (Or as required). Lengths shall be secured to framing with screws or other approved fastener, at a minimum 12" o.c. Butt joints will be neat with tight joints, and all corners neatly mitered. Excess joint compound or plaster is to be wiped from all visible surfaces immediately.

© 2005 Pittcon Industries

West: 2090 Del Rio Way, Unit B, Ontario, CA 91761, Phone: (909) 773-0001, Fax: (909) 773-0091
3330 W. Flower Street, Phoenix, AZ 85017, Phone: (602) 233-9100, Fax: (602) 233-9400
Pittcon Industries, DIVISION OF PITTCON ARCHITECTURAL METALS, LLC, 800 637-7638
East: 6409 Rhode Island Ave, Riverdale, MD 20737, Phone: (301) 927-1000, Fax: (301) 699-8690

© 2008 Pittcon Industries

WALL REVEALS

For Drywall and Direct Applied EIFS Applications

SWR Series of Wall Reveals

Model No.	Width	Nominal Depth
SWR-025-025	1/4" (6.4 mm)	1/4" (6.4 mm)
SWR-038-038	3/8" (9.5 mm)	3/8" (9.5 mm)
SWR-013-050	1/8" (3.2 mm)	1/2" (12.7 mm)
SWR-025-050	1/4" (6.4 mm)	1/2" (12.7 mm)
SWR-038-050	3/8" (9.5 mm)	1/2" (12.7 mm)
SWR-050-050	1/2" (12.7 mm)	1/2" (12.7 mm)
SWR-063-050	5/8" (15.9 mm)	1/2" (12.7 mm)
SWR-075-050	3/4" (19.1 mm)	1/2" (12.7 mm)
SWR-100-050	1" (25.4 mm)	1/2" (12.7 mm)
SWR-150-050	1-1/2" (38.1 mm)	1/2" (12.7 mm)
SWR-200-050	2" (50.8 mm)	1/2" (12.7 mm)
SWR-075-150	3/4" (19.1 mm)	1-1/2" (38.1 mm)
SWR-150-100	1-1/2" (38.1 mm)	1" (25.4 mm)
SWR-150-150	1-1/2" (38.1 mm)	1-1/2" (38.1 mm)

Model No.	Width	Nominal Depth
SWR-013-063	1/8" (3.2 mm)	5/8" (15.9 mm)
SWR-025-063	1/4" (6.4 mm)	5/8" (15.9 mm)
SWR-038-063	3/8" (9.5 mm)	5/8" (15.9 mm)
SWR-050-063	1/2" (12.7 mm)	5/8" (15.9 mm)
SWR-063-063	5/8" (15.9 mm)	5/8" (15.9 mm)
SWR-075-063	3/4" (19.1 mm)	5/8" (15.9 mm)
SWR-100-063	1" (25.4 mm)	5/8" (15.9 mm)
SWR-150-063	1-1/2" (38.1 mm)	5/8" (15.9 mm)
SWR-200-063	2" (50.8 mm)	5/8" (15.9 mm)
SWR-300-063	3" (76.2 mm)	5/8" (15.9 mm)
SWR-400-063 (custom)	4" (101.6 mm)	5/8" (15.9 mm)

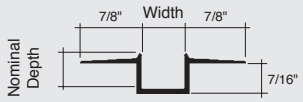

SWR-SERIES
(SWR-xxx-050)

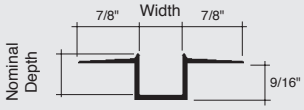

SWR-SERIES
(SWR-xxx-063)

STR Series of Trim Reveals

Model No.	Width	Nominal Depth
STR-025-025	1/4" (6.4 mm)	1/4" (6.4 mm)
STR-038-038	3/8" (9.5 mm)	3/8" (9.5 mm)
STR-025-050	1/4" (6.4 mm)	1/2" (12.7 mm)
STR-038-050	3/8" (9.5 mm)	1/2" (12.7 mm)
STR-050-050	1/2" (12.7 mm)	1/2" (12.7 mm)
STR-063-050	5/8" (15.9 mm)	1/2" (12.7 mm)
STR-075-050	3/4" (19.1 mm)	1/2" (12.7 mm)
STR-100-050	1" (25.4 mm)	1/2" (12.7 mm)
STR-150-050	1-1/2" (38.1 mm)	1/2" (12.7 mm)
STR-200-050	2" (50.8 mm)	1/2" (12.7 mm)

Model No.	Width	Nominal Depth
STR-025-063	1/4" (6.4 mm)	5/8" (15.9 mm)
STR-038-063	3/8" (9.5 mm)	5/8" (15.9 mm)
STR-050-063	1/2" (12.7 mm)	5/8" (15.9 mm)
STR-063-063	5/8" (15.9 mm)	5/8" (15.9 mm)
STR-075-063	3/4" (19.1 mm)	5/8" (15.9 mm)
STR-100-063	1" (25.4 mm)	5/8" (15.9 mm)
STR-150-063	1-1/2" (38.1 mm)	5/8" (15.9 mm)
STR-200-063	2" (50.8 mm)	5/8" (15.9 mm)
STR-300-063 (custom)	3" (76.2 mm)	5/8" (15.9 mm)
STR-400-063 (custom)	4" (101.6 mm)	5/8" (15.9 mm)

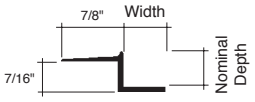

STR-SERIES
(STR-xxx-050)

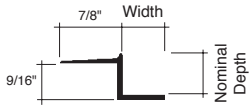

STR-SERIES
(STR-xxx-063)

SWR-U Series of 'U' Trim Reveals

Model No.	Width	Nominal Depth
SWR-025U-025	1/4" (6.4 mm)	1/4" (6.4 mm)
SWR-038U-038	3/8" (9.5 mm)	3/8" (9.5 mm)
SWR-013U-050	1/8" (3.2 mm)	1/2" (12.7 mm)
SWR-025U-050	1/4" (6.4 mm)	1/2" (12.7 mm)
SWR-038U-050	3/8" (9.5 mm)	1/2" (12.7 mm)
SWR-050U-050	1/2" (12.7 mm)	1/2" (12.7 mm)
SWR-063U-050	5/8" (15.9 mm)	1/2" (12.7 mm)
SWR-075U-050	3/4" (19.1 mm)	1/2" (12.7 mm)
SWR-100U-050	1" (25.4 mm)	1/2" (12.7 mm)
SWR-150U-050	1-1/2" (38.1 mm)	1/2" (12.7 mm)
SWR-200U-050	2" (50.8 mm)	1/2" (12.7 mm)

Model No.	Width	Nominal Depth
SWR-013U-063	1/8" (3.2 mm)	5/8" (15.9 mm)
SWR-025U-063	1/4" (6.4 mm)	5/8" (15.9 mm)
SWR-038U-063	3/8" (9.5 mm)	5/8" (15.9 mm)
SWR-050U-063	1/2" (12.7 mm)	5/8" (15.9 mm)
SWR-063U-063	5/8" (15.9 mm)	5/8" (15.9 mm)
SWR-075U-063	3/4" (19.1 mm)	5/8" (15.9 mm)
SWR-100U-063	1" (25.4 mm)	5/8" (15.9 mm)
SWR-150U-063	1-1/2" (38.1 mm)	5/8" (15.9 mm)
SWR-200U-063	2" (50.8 mm)	5/8" (15.9 mm)

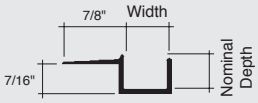

SWR-U-SERIES
(SWR-xxxU-050)

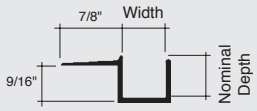

SWR-U-SERIES
(SWR-xxxU-063)

WALL REVEALS

For Drywall and Direct Applied EIFS Applications

STBT Series of Bevel Trims

Model No.	Width	Depth
ST-030B-050	5/16" (7.9 mm)	1/2" (12.7 mm)
ST-063B-063	5/8" (15.9 mm)	5/8" (15.7 mm)
ST-144C-150	1" (25.4 mm)	1-1/2" (38.1 mm)

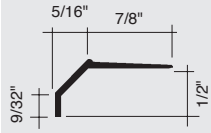

ST-030B-050

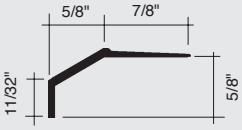

ST-063B-063

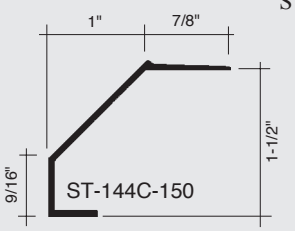

ST-144C-150

SWR-V Series of 'V' Reveals

Model No.	Width	Depth
SWR-075V-050	3/4" (19.1mm)	9/32" (7.14 mm)
SWR-100V-050	1" (25.4 mm)	13/32" (10.3 mm)
SWR-063VS-050	5/8" (15.9 mm)	11/32" (8.7 mm)

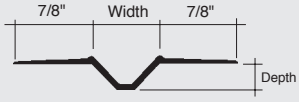

SWR-xxxV-050

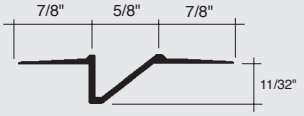

SWR-063VS-050

SWR-CC Series of Custom Width Wall Reveals

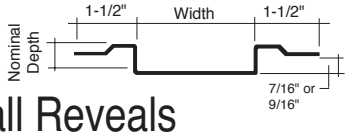

Model No.	Width	Nominal Depth
SWR-300-050-CC	3" (76.2 mm)	1/2" (12.7 mm)
SWR-400-050-CC	4" (101.6 mm)	1/2" (12.7 mm)
SWR-300-063-CC	3" (76.2 mm)	5/8" (15.8 mm)
SWR-400-063-CC	4" (101.6 mm)	5/8" (15.8 mm)

Custom Fabricated Parts. Other Custom Sizes are Available. Please Consult Factory.

SWR-CD Series of Custom Depth Wall Reveals

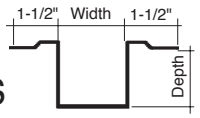

Model No.	Width	Depth
SWR-200-200-CD	2" (50.8 mm)	2" (50.8 mm)
SWR-300-300-CD	3" (76.2 mm)	3" (76.2 mm)
SWR-400-400-CD	4" (101.6 mm)	4" (101.6 mm)

Custom Fabricated Parts. Other Custom Sizes are Available. Please Consult Factory.

SWR/STR Series of Hanging Track

Model No.	Width	Depth
SWR-050-HT	1/2" (12.7 mm)	1/2" (12.7 mm)
SWR-118-HT	1-3/16" (30.2 mm)	1/2" (12.7 mm)
STR-063-HT	1-5/8" (41.3 mm)	5/8" (15.9 mm)
SWX-025 fabric tuck	1/4" (6.4 mm)	7/16" (11.1 mm)

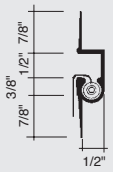

SWR-050-HT

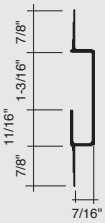

SWR-118-HT

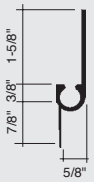

STR-063-HT

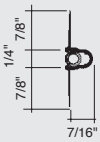

SWX-025 (Fabric Tuck)

SWC Series of Wall Caps

Model No.	Width	Stud & Drywall Requirements
SWC-212-2	3-5/8" (92.1 mm)	2-1/2" stud - 1/2" DW
SWC-212-8	3-7/8" (98.4 mm)	2-1/2" stud - 5/8" DW
SWC-358-2	4-5/8" (117.5 mm)	3-5/8" stud - 1/2" DW
SWC-358-8	5" (127.0 mm)	3-5/8" stud - 5/8" DW

Other Custom Sizes are Available. Please Consult Factory.

SBR-225-050	2-1/4" (57.2 mm)	5/8" (15.7 mm) deep

Wall Caps with Reveals

Model No.	Width	Stud & Drywall Requirements
SWC-212R-2	3-5/8" (92.1 mm)	2-1/2" stud -1/2" DW
SWC-212R-8	3-7/8" (98.4 mm)	2-1/2" stud -5/8" DW
SWC-358R-2	4-3/4" (120.7 mm)	3-5/8" stud -1/2" DW
SWC-358R-8	5" (127.0 mm)	3-5/8" stud -5/8" DW

Custom Fabricated Parts. Other Custom Sizes are Available. Please Consult Factory.

SWCR-358-8	5" (127.0 mm)	3-5/8" stud -5/8" DW

SWC-xxx-x

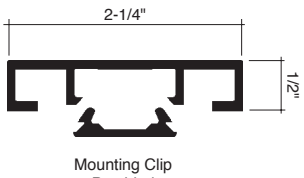

SBR-225-050

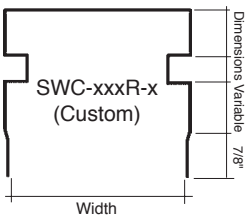

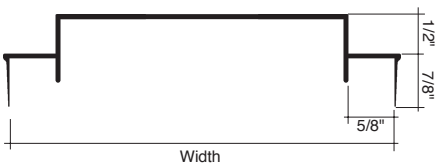

SWCR-358-8

BULLNOSES & CORNERS

SB Series of Taping Bullnoses

Model No.	Width	Stud & Drywall Requirements
SB-158-8	3" (76.2 mm)	1-5/8" stud -5/8" DW
SB-212-2	3-5/8" (92.01 mm)	2-1/2" stud -1/2" DW
SB-212-8	3-7/8" (98.2 mm)	2-1/2" stud -5/8" DW
SB-358-2	4-3/4" (120.6 mm)	3-5/8" stud -1/2" DW
SB-358-8	5" (127 mm)	3-5/8" stud -5/8" DW
SB-400-8	5-3/8" (136.5 mm)	4" stud -5/8" DW
SB-600-8	7-3/8" (187 mm)	6" stud -5/8" DW

Custom Sizes are Available. Please Consult Factory.

Taping Bullnose

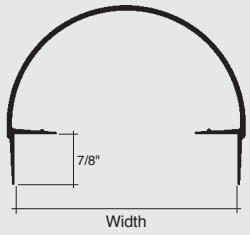

SB-xxx-x

STB Series of Snap Bullnoses

STB Model No.	Diameter	Base Number	End Cap Number
STB-267	3/4" (19.1 mm)	SC-526	
N/A			
STB-328	1" (25.4 mm)	SC-526	EC-323
STB-200	1-1/2" (38.1 mm)	SC-443	EC-204
STB-201	2" (50.8 mm)	SC-443	EC-205
STB-202	3" (76.2 mm)	SC-540	EC-206
STB-210	4" (101.6 mm)	SC-458	EC-207
STB-285	4-1/2" (114.3 mm)	SC-458	EC-238
STB-211	5" (127.0 mm)	SC-002	EC-208
STB-212	6" (152.4 mm)	SC-509	EC-209

Note: Limited Availability on all Sizes. Please Consult Factory Prior to Ordering.

STB-xxx

SSB Series of Snap Bullnoses

SSB Model No.	Width O/A	Stud & Drywall Requirements
SSB-212-8	4" (101.6 mm)	2-1/2" stud -5/8" DW
SSB-358-8	5-1/8" (130.2 mm)	3-5/8" stud -5/8" DW
SSB-600-8	6" (152.4 mm)	4" stud-5/8" DW

SSB-xxx-x

SO Series of Outside Corners

Model No.	Radius
SO-9-050	1/2" (12.7 mm)
SO-9-063	5/8" (15.9 mm)
SO-9-075	3/4" (19.1 mm)
SO-9-100	1" (25.4 mm)
SO-9-150	1-1/2" (38.1 mm)
SO-9-200	2" (50.8 mm)
SO-9-300	3" (76.2 mm)
SO-9-400	4" (101.6 mm)

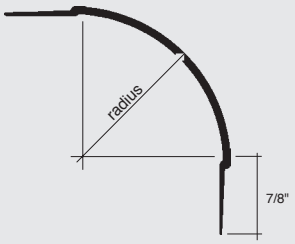

Custom Sizes are Available. Please Consult Factory.

SI Series of Inside Corners

Model No.	Radius
SI-9-075	3/4" (19.1 mm)
SI-9-100	1" (25.4 mm)
SI-9-150	1-1/2" (38.1 mm)
SI-9-200	2" (50.8 mm)
SI-9-300	3" (76.2 mm)
SI-9-400	4" (101.6 mm)

Custom Sizes are Available. Please Consult Factory.

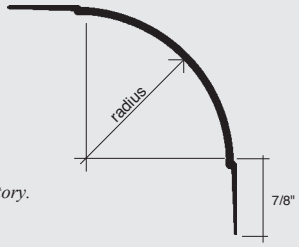

SO-HS Series of High Strength Corners

Model No.	Shoulder Width	O/A Width
SO-HSN-90	3/8" (9.5 mm)	1-1/4" (31.8 mm)
SO-HSE-90	1-1/4" (31.8 mm)	2-1/8" (53.9 mm)
SO-ER-90	1-1/4" (31.8 mm)	2-5/16" (58.8 mm)

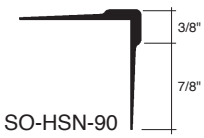

SO-HSN-90

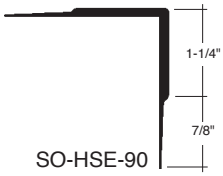

SO-HSE-90

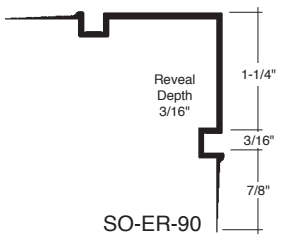

SO-ER-90

CORNERS & CEILING TRIMS

SO Series of Special Use Corners

Model No.	Shoulder Width	O/A Width
SO-45-A (45 deg.)	2" (50.8 mm)	2-7/8" (73 mm)
SO-60-A (60 deg.) *(Custom)*	2" (50.8 mm)	2-7/8" (73 mm)

Other Custom Sizes are Available. Please Consult Factory.

SOT-9-063	N/A	N/A
SO-9-075C	N/A	N/A
SO-R060-90	3/8" (9.5 mm)	1-1/4" (31.8 mm)

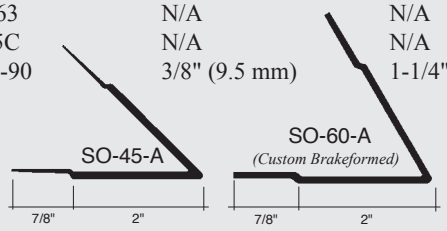

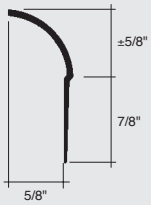

SOT-9-063
(Corner Trim
with 5/8" rad)

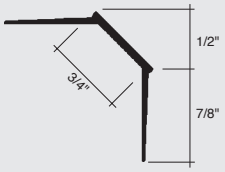

SO-9-075C
(Chamfered
Corner)

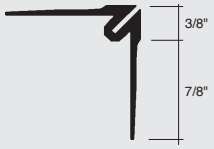

SO-R060-90
(Fabric Tuck)

SCS Series of Stepped Corners

Model Number	Reveal Depth	Drywall
SCS-2X(050-050)	1/2" (12.7 mm)	1/2"
SCS-2X(063-063)	5/8" (15.9 mm)	5/8"
SCS-2X(100-100)Custom	1" (25.4 mm)	1/2" (2 layers)
SCS-3X(050-050)	1/2" (12.7 mm)	1/2"
SCS-3X(063-063)	5/8" (15.9 mm)	5/8"
SCS-3X(100-100)Custom	1" (25.4 mm)	1/2" (1-2 layers)
SCS-3X custom	2" (50.8 mm) typ	Custom

Custom Sizes are Available for all of the Above Configurations. Please Consult Factory.

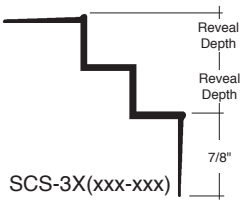

SCS-3X(xxx-xxx)

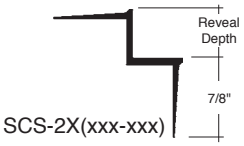

SCS-2X(xxx-xxx)

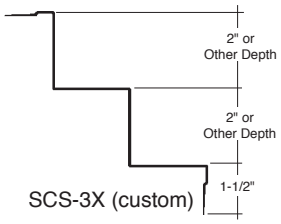

SCS-3X (custom)

SWZ Series of Ceiling Steps

Model Number	Reveal Depth	Drywall
SWZ-050	1/2" (12.7 mm)	1/2"
SWZ-063	5/8" (15.9 mm)	5/8"
SWZ-100	1" (25.4 mm)	1/2" (2 layers)
SWZ-150	1-1/2" (38.1 mm)	1/2" (3 layers)
SWZ-200 (custom)	2" (50.8 mm) typ	Custom
SWZ-300 (custom)	3" (76.2 mm) typ	Custom

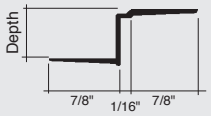

SWZ-xxx

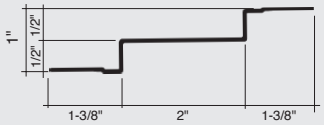

SWS-2X(050-200) Custom

SWS Series of Ceiling Steps

Model Number	Reveal Depth	Drywall
SWS-2X(050-200) custom	1/2" x 2"	1/2" (2 layers)
SWS-3X(033-050)	1/3" x 1/2"	1/2" (2 layers)
SWS-9-063	5/8" (15.9 mm)	5/8"
SWS-9-100	1" (25.4 mm)	1/2" (2 layers)

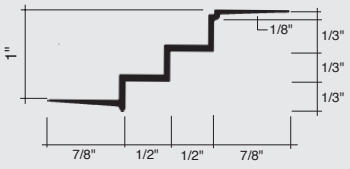

SWS-3X(033-050)

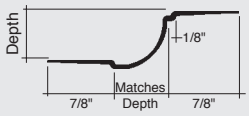

SWS-9-xxx

ST/STF Series of Edge Trims

Model No.		Depth (STF Represents Flex Trim Version)
ST-050	(STF)	1/2" (12.7 mm)
ST-063	(STF)	5/8" (15.9 mm)
ST-100	(STF)	1" (25.4 mm)
ST-125	(STF)	1-1/4" (31.8 mm)
ST-200	(STF Unavail)	2" (50.8 mm)

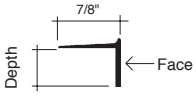

ST/STF-SERIES
(ST/STF-xxx-xxx)

WALL BASES

SWB Series of Wall Bases

Model No.	Height	Nominal Depth
SWB-300-2	3-1/16" (77.8 mm)	1/2" (12.7 mm)
SWB-300-8	3-1/16" (77.8 mm)	5/8" (15.7 mm)
SWB-400-2	4-1/16" (103.2 mm)	1/2" (12.7 mm)
SWB-400-8	4-1/16" (103.2 mm)	5/8" (15.7 mm)
SWBR-300-2 custom	2-9/16" (65.1 mm)	1/2" (12.7 mm)
SWBR-300-8 custom	2-9/16" (65.1 mm)	5/8" (15.7 mm)
SWBR-400-2 custom	3-9/16" (90.5 mm)	1/2" (12.7 mm)
SWBR-400-8 custom	3-9/16" (90.5 mm)	5/8" (15.7 mm)

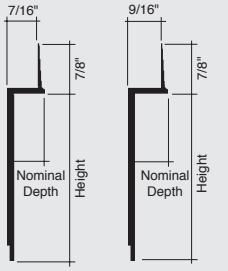

SWB-300-2
SWB-300-8

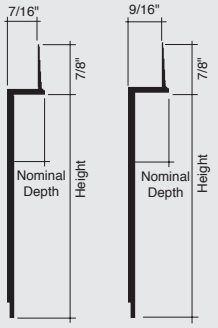

SWB-400-2
SWB-400-8

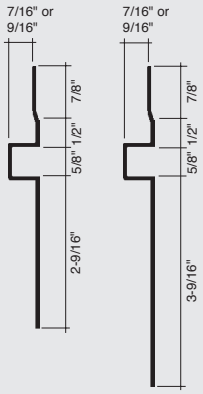

SWBR-300-2 or 8
SWBR-400-2 or 8
custom

SWR-CJ Series of Control Joints

Model No.	Width	Depth
SWR-CJ-025-050-2pc	1/4" (6.4 mm)	1/2" (12.7 mm)
SWR-CJ-050-050-2pc	1/2" (12.7 mm)	1/2" (12.7 mm)
SWR-CJ-050-050-3pc	1/2" (12.7 mm)	1/2" (12.7 mm)

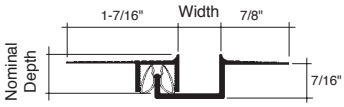

SWR-CJ SERIES 2-pc Control Joint
(SWR-CJ-xxx-050-2pc)

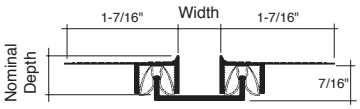

SWR-CJ SERIES 3-pc Control Joint
(SWR-CJ-xxx-050-3pc)

FWT Series of Floating Wall Trims

Model No.	Height	Depth
FWT-150	1-1/2" (37.1 mm)	1-7/16" (36.5 mm)

FCT Series of Floating Ceiling Trims

Model No.	Height	Width
FCT-PF (shown)	2-3/16" (55.6 mm)	1-13/16" (46 mm)
FCT-TF	2-3/16" (55.6 mm)	1-13/16" (46 mm)

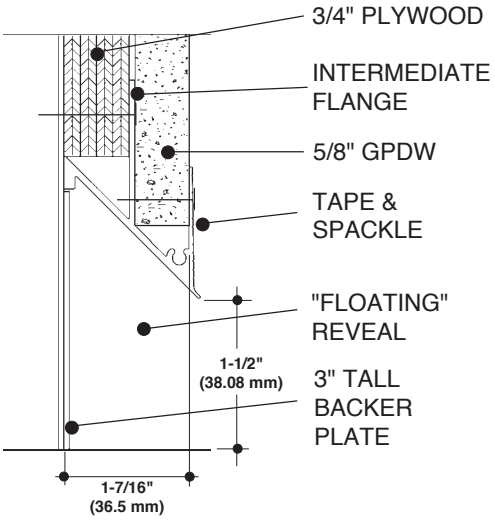

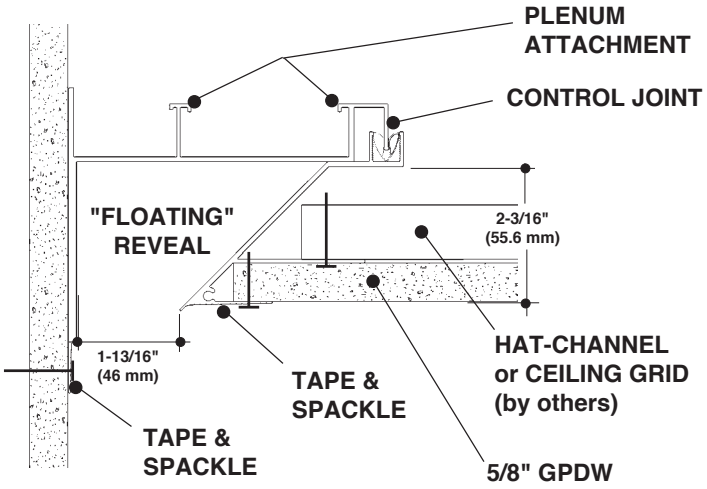

MISC Assorted Trims

Model No.	Description (See Catalog for sizes)
STA-075	Ceiling Transition Trim (Gypsum/Acoustical)
SGC-050C	Gypsum Trim Cap
SWR-075C-050	Ceiling Reveal for Acoustical ceiling
SCR-075-050	Ceiling Reveal for Drywall ceiling
SWR-075DA-050	Ceiling Transitional Reveal

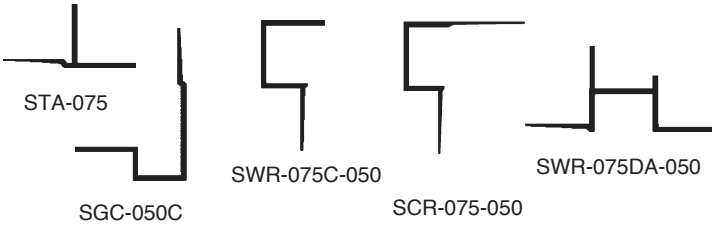

(See Catalog for sizes)

Ceiling Accessories

PT Series of Perimeter Trims

PT Model	Height at Face	Minimum Radii
PT-2	2-1/8" (53.9 mm)	*12" Single Radius*
PT-4	3-7/8" (98.4 mm)	*12" Single Radius*
PT-6	5-25/32" (146.8 mm)	*12" Single Radius*
PT-8	7-13/16" (198.4 mm)	*12" Single Radius*
PT-10	9-13/16" (249.2 mm)	*24" Single Radius*
PT-12	12" (304.8 mm)	*24" Single Radius*
PT-KE	6" (152.4 mm)	*Not Available Curved*

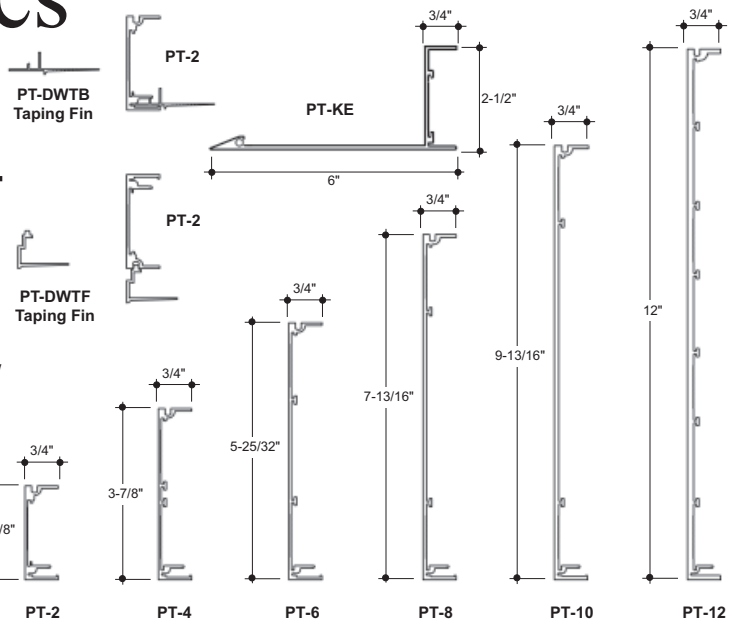

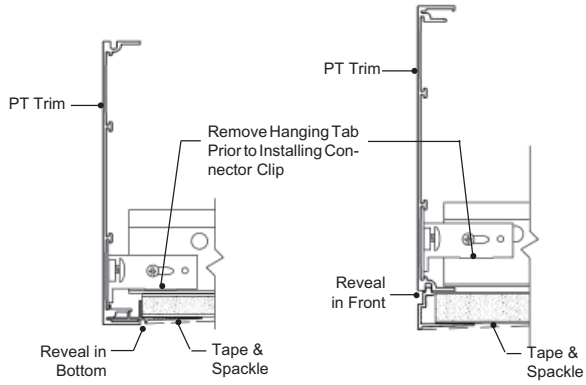

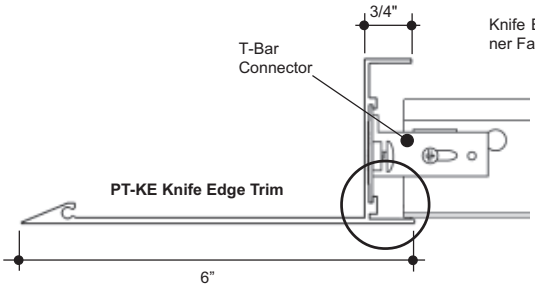

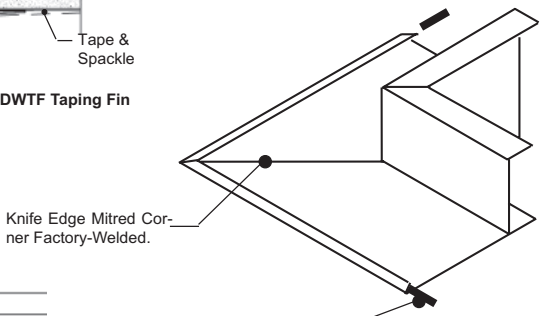

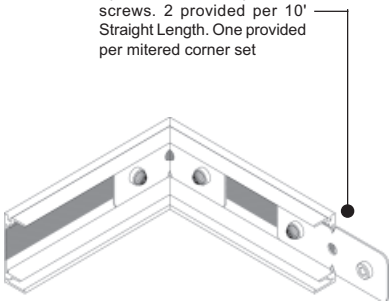

Mitred Corners

Note: Outside Mitred Corners Shown
Inside Mitred Corners are Also Available

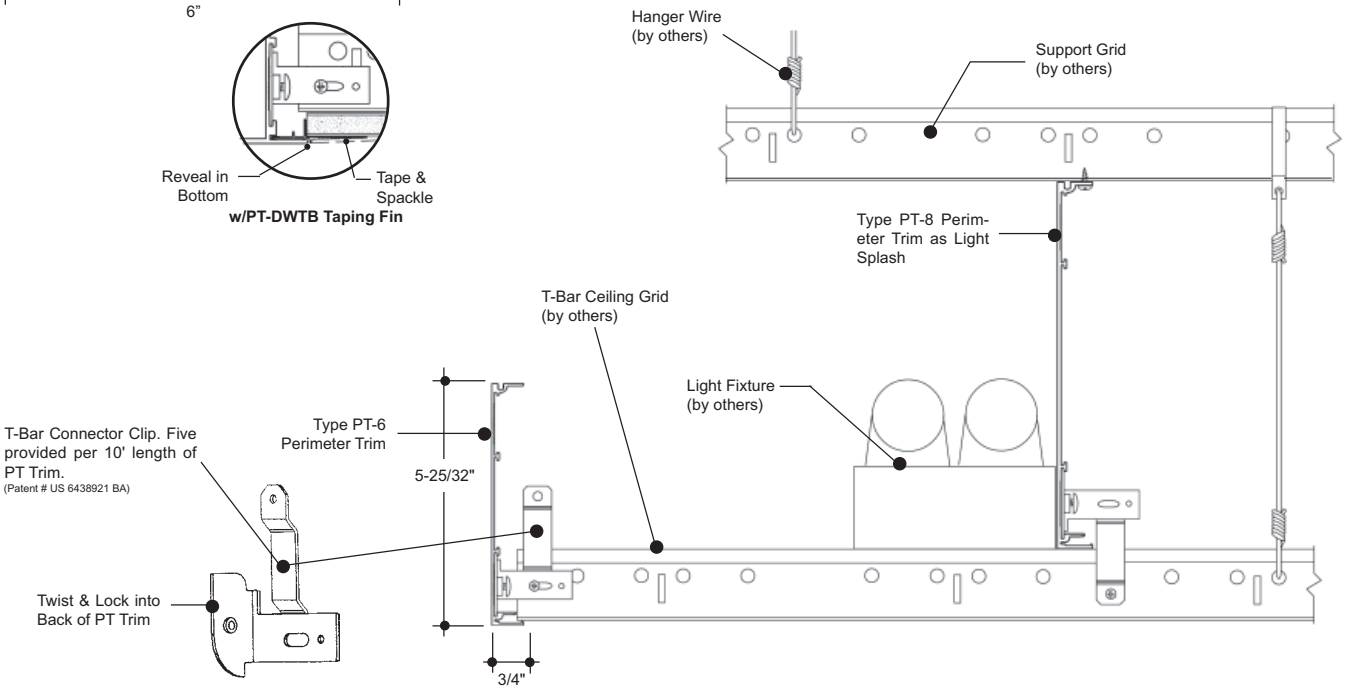

LIGHT COVES

LC Series of Light Coves - Custom

Model No.	Type	Model No.	Type
LC-1-PF	Single Radius Light Cove	LC-11-PF	Triple Step Combination Light Cove
LC-2-WM	Single Radius Light Cove	LC-12-TF	45 degree Face Light Cove
LC-3-PF	Dual Radius Light Cove	LC-13-PF	Triple Step Combination Light Cove
LC-4-PF	Dual Radius Light Cove	LC-14-TF	Triple Step Combination Light Cove
LC-5-PF	Dual Radius Light Cove	LC-15-PF	Dual Radius Light Cove
LC-6-PF	Square Corner Light Cove w/ Reveal	LC-16-PF	Triple Step Combination Light Cove
LC-7-TF	Triple Step Light Cove w/ Reveal	LC-17-PF	Triple Step Combination Light Cove
LC-8-PF	Triple Step Light Cove	LC-20-TF	Slope-Faced Light Cove
LC-9-PF	Triple Step Radius Light Cove	LC-21-TF	Slope-Faced Light Cove
LC-10-PF	Triple Step Combination Light Cove		

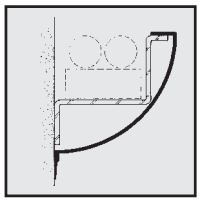
LC-1-PF

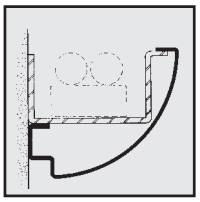
LC-2-WM

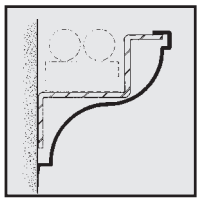
LC-3-PF

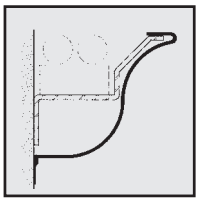
LC-4-PF

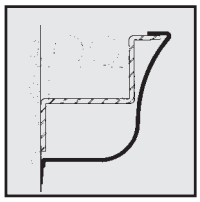
LC-5-PF

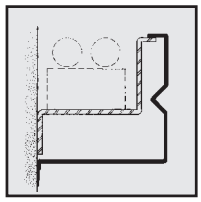
LC-6-PF

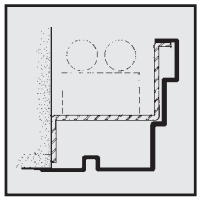
LC-7-TF

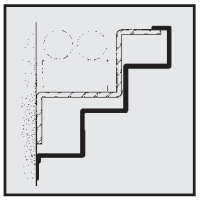
LC-8-PF

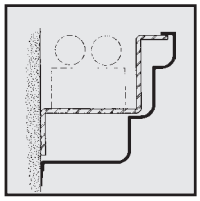
LC-9-PF

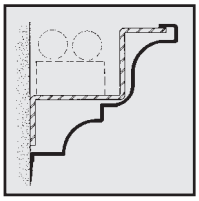
LC-10-PF

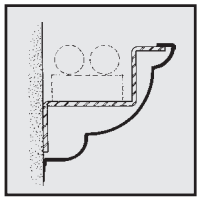
LC-11-PF

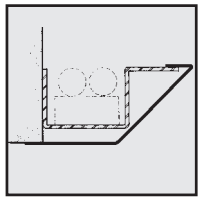
LC-12-TF

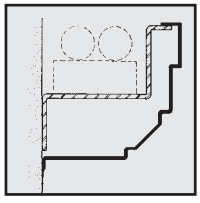
LC-13-PF

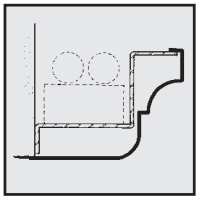
LC-14-TF

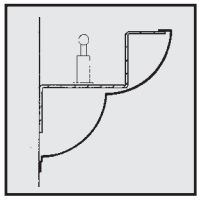
LC-15-PF

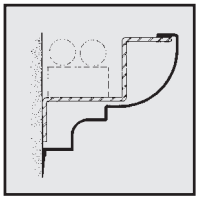
LC-16-PF

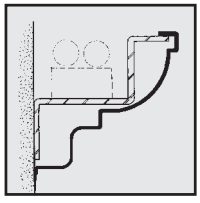
LC-17-PF

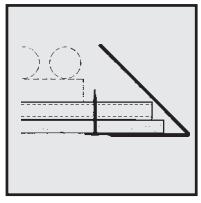
LC-20-TF

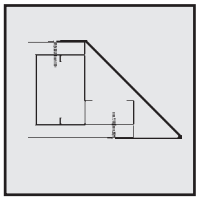
LC-21-TF

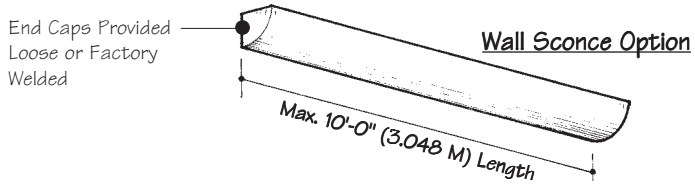

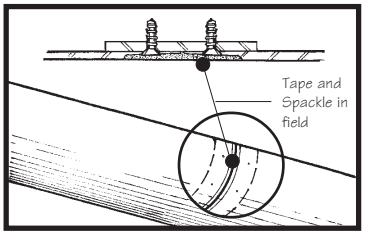

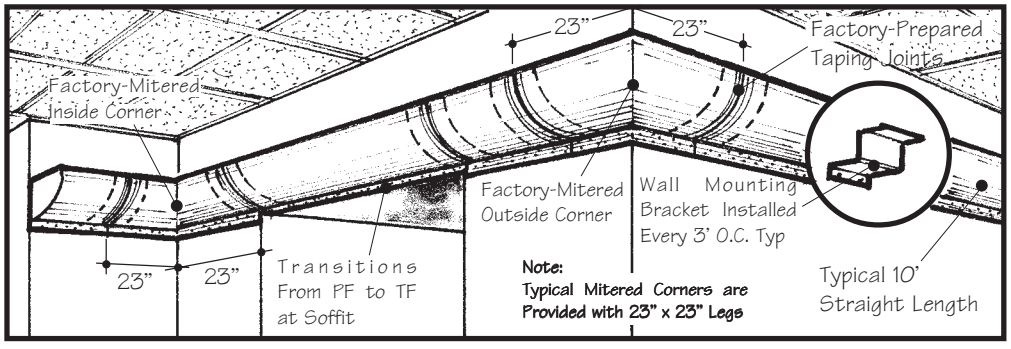

CROWN MOLDINGS

CM Series of Crown Moldings - Custom

Model No.	Type	Model No.	Type
CM-1	Double Step Radius Combination	CM-12	Triple Step Molding
CM-2	Double Step Radius Combination	CM-13	Double Step Molding
CM-3	Quad Step Radius Combination	CM-14	Triple Step Molding
CM-4	Double Step Radius Combination	CM-15	Triple Step Molding Combination
CM-5	Quad Step Radius Combination	CM-16	Dual Radius Combination
CM-6	Dual Radius Combination	CM-17	Custom Radius Combination
CM-7	Quad Step Radius Combination	CM-18	Quad Step Radius Combination
CM-8	Single Radius Molding	CM-19	Dual Radius Combination
CM-9	Double Step Molding	CM-20	Custom Radius Combination
CM-10	Triple Step Molding	CM-21	Decorative Nosing
CM-11	Single Radius Molding		

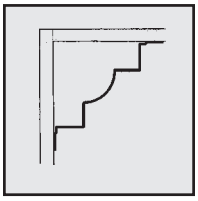
CM-1

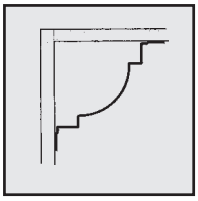
CM-2

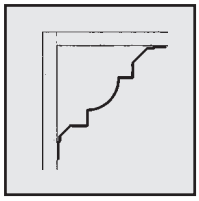
CM-3

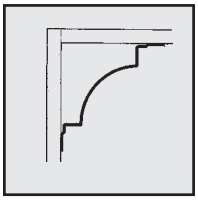
CM-4

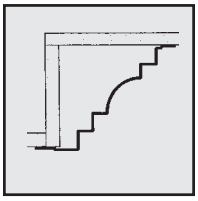
CM-5

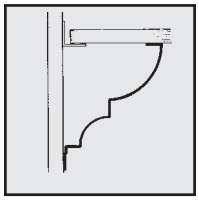
CM-6

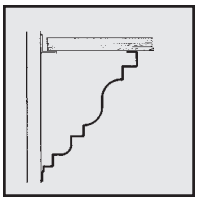
CM-7

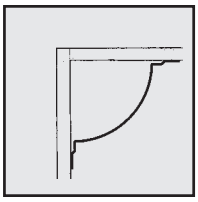
CM-8

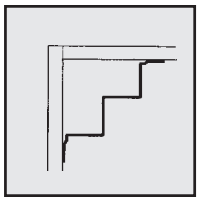
CM-9

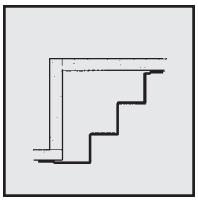
CM-10

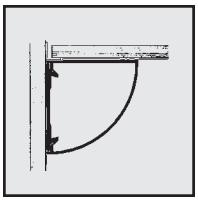
CM-11

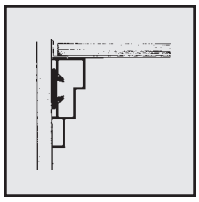
CM-12

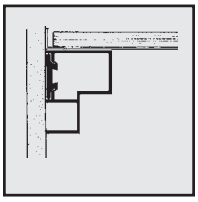
CM-13

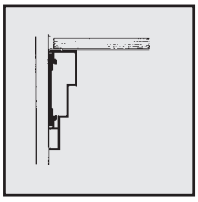
CM-14

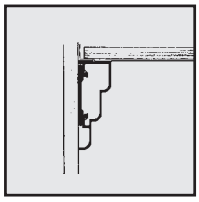
CM-15

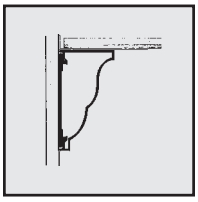
CM-16

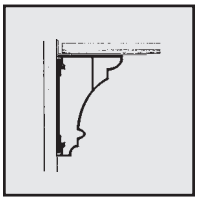
CM-17

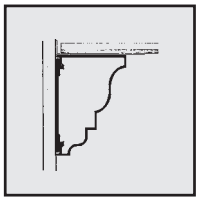
CM-18

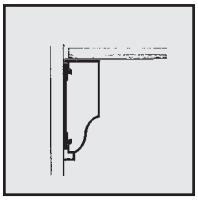
CM-19

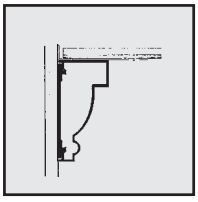
CM-20

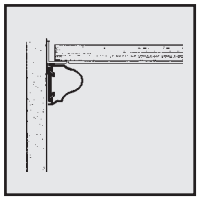
CM-21







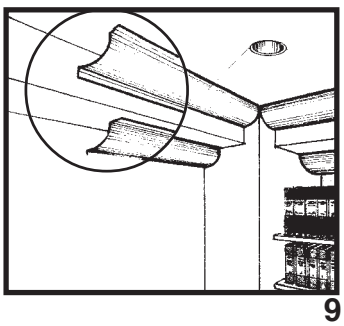

CONVENTIONAL PLASTER

PCS Series of Channel Screeds

Model No.	Width	Depth
PCS-75-50	1/2" (12.7mm)	3/4" (19.1mm)
PCS-75-V-50	1/2" (12.7mm)	3/4" (19.1mm)
PCS-75-75	3/4" (19.1mm)	3/4" (19.1mm)
PCS-75-V-75	3/4" (19.1mm)	3/4" (19.1mm)
PCS-75-100	1" (25.4mm)	3/4" (19.1mm)
PCS-75-V-100	1" (25.4mm)	3/4" (19.1mm)
PCS-75-150	1-1/2" (38.1mm)	3/4" (19.1mm)
PCS-75-V-150	1-1/2" (38.1mm)	3/4" (19.1mm)
PCS-75-200	2" (50.8mm)	3/4" (19.1mm)
PCS-75-V-200	2" (50.8mm)	3/4" (19.1mm)
PCS-75-250	2-1/2" (63.5mm)	3/4" (19.1mm)
PCS-75-V-250	2-1/2" (63.5mm)	3/4" (19.1mm)
PCS-75-300	3" (76.2mm)	3/4" (19.1mm)
PCS-75-V-300	3" (76.2mm)	3/4" (19.1mm)
PCS-75-400	4" (101.6mm)	3/4" (19.1mm)
PCS-75-V-400	4" (101.6mm)	3/4" (19.1mm)
PCS-75-600	6" (152.4mm)	3/4" (19.1mm)
PCS-75-V-600	6" (152.4mm)	3/4" (19.1mm)
PCS-100-100	1" (25.4mm)	1" (25.4mm)
PCS-100-V-100	1" (25.4mm)	1" (25.4mm)

FPM Series of 'F' Moldings

Model No.	Width	Depth
FPM-75-50	1/2" (12.7mm)	3/4" (19.1mm)
FPM-75-V-50	1/2" (12.7mm)	3/4" (19.1mm)
FPM-75-75	3/4" (19.1mm)	3/4" (19.1mm)
FPM-75-V-75	3/4" (19.1mm)	3/4" (19.1mm)
FPM-75-100	1" (25.4mm)	3/4" (19.1mm)
FPM-75-V-100	1" (25.4mm)	3/4" (19.1mm)
FPM-75-150	1-1/2" (38.1mm)	3/4" (19.1mm)
FPM-75-V-150	1-1/2" (38.1mm)	3/4" (19.1mm)
FPM-75-200	2" (50.8mm)	3/4" (19.1mm)
FPM-75-V-200	2" (50.8mm)	3/4" (19.1mm)
FPM-100-100	1" (25.4mm)	1" (25.4mm)
FPM-100-V-100	1" (25.4mm)	1" (25.4mm)

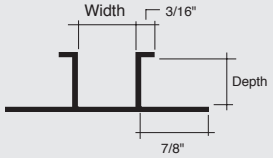

PCS-SERIES
(PCS-xxx-xxx) un-vented
(PCS-xxx-V-xxx) vented
("V" Indicates Vented)

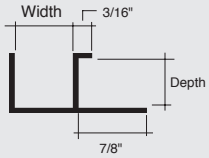

FPM-SERIES
(FPM-xxx-xxx) un-vented
(FPM-xxx-V-xxx) vented
("V" Indicates Vented)

TRM Series of 'T' Moldings

Model No.	Width	Depth
TRM-75-75	3/4" (19.1mm)	3/4" (19.1 mm)
TRM-75-V-75	3/4" (19.1mm)	3/4" (19.1 mm)
TRM-75-100	1" (25.4 mm)	3/4" (19.1 mm)
TRM-75-V-100	1" (25.4 mm)	3/4" (19.1 mm)
TRM-75-150	1-1/2" (38.1 mm)	3/4" (19.1 mm)
TRM-75-V-150	1-1/2" (38.1 mm)	3/4" (19.1 mm)
TRM-75-200	2" (50.8 mm)	3/4" (19.1 mm)
TRM-75-V-200	2" (50.8 mm)	3/4" (19.1mm)
TRM-100-100	1" (25.4 mm)	1" (25.4 mm)
TRM-100-V-100	1" (25.4 mm)	1 " (25.4 mm)

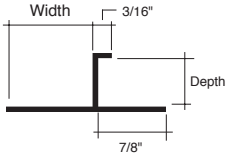

TRM-SERIES
(TRM-xxx-xxx) un-vented
(TRM-xxx-V-xxx) vented
("V" Indicates Vented)

DS Series of Drip Screeds

Model No.	Width Flange	Width Reveal
DS-875-875	7/8" (22.2mm)	7/8" (22.2mm)
DS-875-V-875	7/8" (22.2mm)	7/8" (22.2mm)
DS-875-300	7/8" (22.2mm)	3" (76.2mm)
DS-875-V-300	7/8" (22.2mm)	3" (76.2mm)

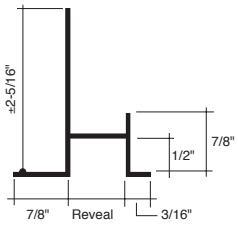

DS-SERIES
(DS-xxx-xxx) un-vented
(DS-xxx-V-xxx) vented
("V" Indicates Vented)

JPM Series of J- Moldings

Model No.	Depth
JPM-75	3/4" (19.1mm)
JPM-100	1" (25.4 mm)

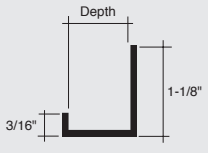

JPM-SERIES
(JPM-xxx)

PCS Series of Control Screeds

Model No.	Width	Depth
PCS-75-25 2PC.	1/4" (6.4 mm)	3/4" (19.1mm)
PCS-75-50 2PC.	1/2" (12.7 mm)	3/4" (19.1mm)
PCS-75-75 2PC.	3/4" (19.1mm)	3/4" (19.1mm)
PCS-75-100 2PC.	1" (25.4 mm)	3/4" (19.1mm)
PCS-75-150 2PC.	1-1/2" (38.1 mm)	3/4" (19.1mm)

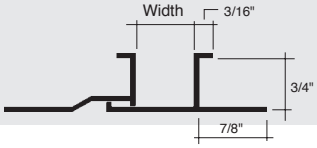

PCS-SERIES
(PCS-xxx-xxx 2pc)

±1/4" Movement Typical

CONVENTIONAL PLASTER

Assorted Moldings

Model Number		Reveal Depth	Reveal Width
XPM 75-75	Corner Molding	3/4" (19.1mm)	3/4" (19.1mm)
PCM-75	Corner Molding	3/4" (19.1mm) ground	3/16" (4.8 mm) lip
WRM-75-75	"W" Molding	3/4" (19.1mm)	3/4" (19.1mm) lip
PRZ-75-75	"W" Molding	3/4" (19.1mm) ground	3/16" (4.8 mm) lip
PCS-75-25/25	Channel Screed	1/4" (6.4 mm)	3/16" (4.8 mm) lips
PCSV-75-Short	Channel Screed	3/8" (9.5 mm)	3/16" (4.8 mm) lips
FCM-75	Fascia Moulding	3/4" (19.1mm) ground	3/16" (4.8 mm) lip
WPM-75-300	Soffit Reveal	3" (76.2 mm)	3/16" (4.8 mm) lip

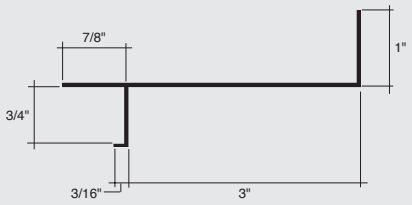

WPM-75-300

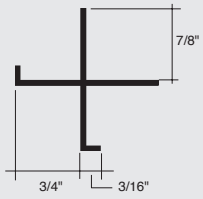

XPM-75-75

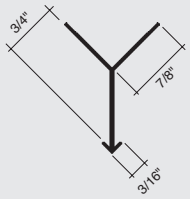

PCM-75

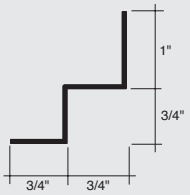

WRM-75-75

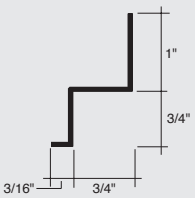

PRZ-75-75

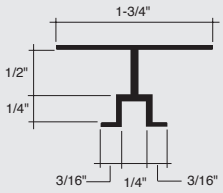

PCS-75-25/25

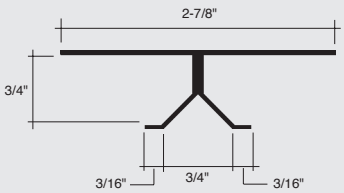

PCSV-75-Short

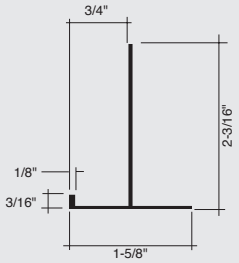

FCM-75

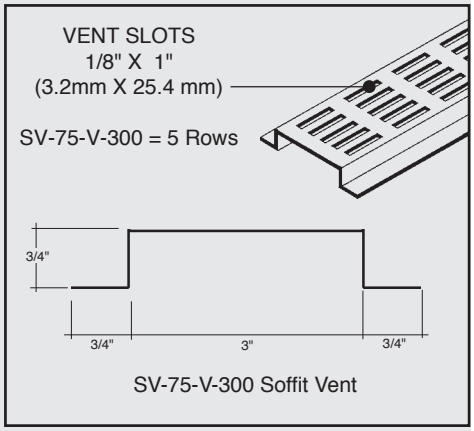

SV-75-V-300 Soffit Vent

Venting

Most plaster moldings are available vented to allow for unrestricted air flow. All vent slots are 1/8" wide by 1" long, spaced 1-1/2" on center lengthwise. Multiple rows of vents are spaced laterally, 1/2" on center. Each lengthwise row of vent slots provides approximately one square inch of venting per lineal foot. Note: the "V" designation in the model numbers indicates vented availability.

VENTING CHARACTERISTICS

Reveal Width	No. of Slots	Vented Area/ LF (approx.)	Percentage of Area Vented (approx.)
1/2"	1	1" square	15.0% of Square Footage
3/4"	1	1" square	12.5% of Square Footage
1"	1	1" square	9.4% of Square Footage
1-1/2"	2	2" square	12.5% of Square Footage
2"	3	3" square	14.1% of Square Footage
3"	5	5" square	14.3% of Square Footage
4"	5	5" square	10.4% of Square Footage

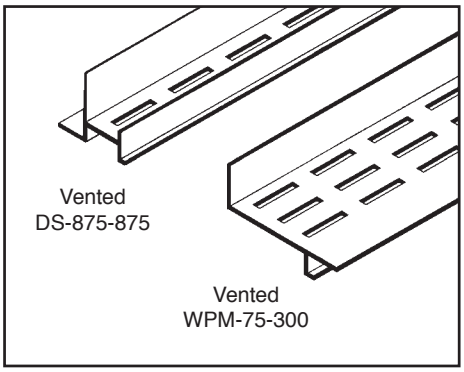

POLY-MOD/ONE-COAT

DCS Series of Channel Screeds

Model No.	Width	Depth
DCS-50-50	1/2" (12.7 mm)	1/2" (12.7 mm)
DCS-50-V-50	1/2" (12.7 mm)	1/2" (12.7 mm)
DCS-50-75	3/4" (19.1mm)	1/2" (12.7 mm)
DCS-50-V-75	3/4" (19.1mm)	1/2" (12.7 mm)
DCS-50-100	1" (25.4 mm)	1/2" (12.7 mm)
DCS-50-V-100	1" (25.4 mm)	1/2" (12.7 mm)
DCS-50-150	1-1/2" (38.1mm)	1/2" (12.7mm)
DCS-50-V-150	1-1/2" (38.1mm)	1/2" (12.7mm)
DCS-50-200	2" (50.8mm)	1/2" (12.7mm)
DCS-50-V-200	2" (50.8mm)	1/2" (12.7mm)
DCS-50-300	3" (76.2mm)	1/2" (12.7mm)
DCS-50-V-300	3" (76.2mm)	1/2" (12.7mm)
DCS-50-400	4" (101.6mm)	1/2" (12.7mm)
DCS-50-V-400	4" (101.6mm)	1/2" (12.7mm)
DCS-625-50	1/2" (12.7mm)	5/8" (15.9mm)
DCS-625-V-50	1/2" (12.7mm)	5/8" (15.9mm)
DCS-625-75	3/4" (19.1mm)	5/8" (15.9mm)
DCS-625-V-75	3/4" (19.1mm)	5/8" (15.9mm)
DCS-625-100	1" (25.4mm)	5/8" (15.9mm)
DCS-625-V-100	1" (25.4mm)	5/8" (15.9mm)
DCS-625-150	1-1/2" (38.1mm)	5/8" (15.9mm)
DCS-625-V-150	1-1/2" (38.1mm)	5/8" (15.9mm)
DCS-625-200	2" (50.8mm)	5/8" (15.9mm)
DCS-625-V-200	2" (50.8mm)	5/8" (15.9mm)
DCS-625-300	3" (76.2mm)	5/8" (15.9mm)
DCS-625-V-300	3" (76.2mm)	5/8" (15.9mm)
DCS-625-400	4" (101.6mm)	5/8" (15.9mm)
DCS-625-V-400	4" (101.6mm)	5/8" (15.9mm)

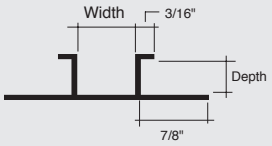

DCS-SERIES
(DCS-xxx-xxx) un-vented
(DCS-xxx-V-xxx) vented
("V" Indicates Vented)

FDM Series of 'F' Moldings

Model No.	Width	Depth
FDM-50-50	1/2" (12.7mm)	1/2" (12.7mm)
FDM-50-V-50	1/2" (12.7mm)	1/2" (12.7mm)
FDM-50-75	3/4" (19.1mm)	1/2" (12.7mm)
FDM-50-V-75	3/4" (19.1mm)	1/2" (12.7mm)
FDM-50-100	1" (25.4mm)	1/2" (12.7mm)
FDM-50-V-100	1" (25.4mm)	1/2" (12.7mm)
FDM-50-150	1-1/2" (38.1mm)	1/2" (12.7mm)
FDM-50-V-150	1-1/2" (38.1mm)	1/2" (12.7mm)
FDM-50-200	2" (50.8mm)	1/2" (12.7mm)
FDM-50-V-200	2" (50.8mm)	1/2" (12.7mm)
FDM-625-50	1/2" (12.7mm)	5/8" (15.9mm)
FDM-625-V-50	1/2" (12.7mm)	5/8" (15.9mm)
FDM-625-75	3/4" (19.1mm)	5/8" (15.9mm)
FDM-625-V-75	3/4" (19.1mm)	5/8" (15.9mm)
FDM-625-100	1" (25.4mm)	5/8" (15.9mm)
FDM-625-V-100	1" (25.4mm)	5/8" (15.9mm)
FDM-625-150	1-1/2" (38.1mm)	5/8" (15.9mm)
FDM-625-V-150	1-1/2" (38.1mm)	5/8" (15.9mm)
FDM-625-200	2" (50.8mm)	5/8" (15.9mm)
FDM-625-V-200	2" (50.8mm)	5/8" (15.9mm)

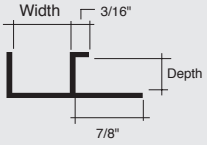

FDM-SERIES
(FDM-xxx-xxx) un-vented
(FDM-xxx-V-xxx) vented
("V" Indicates Vented)

TDM Series of 'T' Moldings

Model No.	Width	Depth
TDM-50-50	1/2" (12.7mm)	1/2" (12.7mm)
TDM-50-V-50	1/2" (12.7mm)	1/2" (12.7mm)
TDM-50-75	3/4" (19.1mm)	1/2" (12.7mm)
TDM-50-V-75	3/4" (19.1mm)	1/2" (12.7mm)
TDM-50-100	1" (25.4mm)	1/2" (12.7mm)
TDM-50-V-100	1" (25.4mm)	1/2" (12.7mm)
TDM-50-150	1-1/2" (38.1mm)	1/2" (12.7mm)
TDM-50-V-150	1-1/2" (38.1mm)	1/2" (12.7mm)
TDM-625-75	3/4" (19.1mm)	5/8" (15.9mm)
TDM-625-V-75	3/4" (19.1mm)	5/8" (15.9mm)
TDM-625-100	1" (25.4mm)	5/8" (15.9mm)
TDM-625-V-100	1" (25.4mm)	5/8" (15.9mm)
TDM-625-150	1-1/2" (38.1mm)	5/8" (15.9mm)
TDM-625-V-150	1-1/2" (38.1mm)	5/8" (15.9mm)

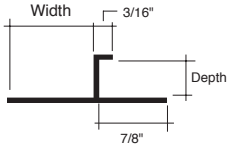

TDM-SERIES
(TDM-xxx-xxx) un-vented
(TDM-xxx-V-xxx) vented
("V" Indicates Vented)

JDM Series of 'J' Moldings

Model No.	Depth
JDM-50	1/2" (12.7mm)
JDM-625	5/8" (15.9mm)

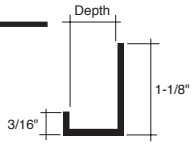

JDM-SERIES
(JDM-xxx)

DCS Series of Control Screeds

Model No.	Width	Depth
DCS-2-50-75	3/4" (19.1mm)	1/2" (12.7mm)
DCS-2-50-100	1" (25.4mm)	1/2" (12.7mm)
DCS-2-50-150	1-1/2" (38.1mm)	1/2" (12.7mm)
DCS-2-50-200	2" (50.8mm)	1/2" (12.7mm)

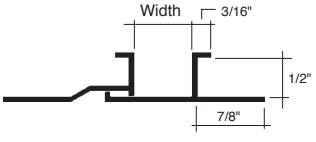

DCS-SERIES
(DCS-xxx-xxx 2pc)

SPECIAL CONDITIONS

Custom Mitred Corners, Finishing

Pittcon offers fabricated intersections made with six inch long legs, twelve inches overall. Longer legs are available as needed for special conditions. Intersections can be supplied in pieces for field assembly, or assembled at the factory. Optional finishes can be factory applied to your extrusions, such as clear or color anodizing, as well as a variety of paint colors. Decorative inserts can be supplied where architectural metal finishes such as polished or brushed chrome or brass are desired. All of these options are detailed below and on the other side of this page. Please contact the factory or your local sales representative for additional information.

Softforms® Drywall Moldings

Condition #18
X-Mitre



Condition #17
Tee-Mitre

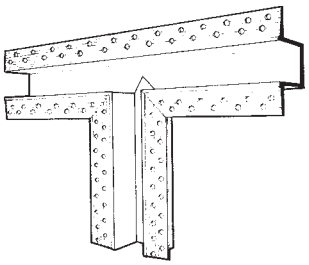

Condition #21
T-Mixed-Mitre

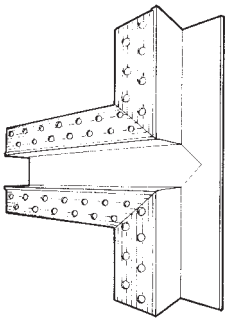

Condition #25
Outside-Mitre
(#24 Inside-Mitre)

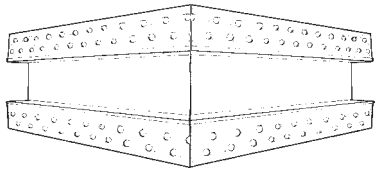



Condition #20
Corner-Mitre

Note:
Mitered Conditions Apply to Both Drywall and Plaster Moldings. Other Conditions Available. Consult Factory.

Softforms® Plaster Moldings

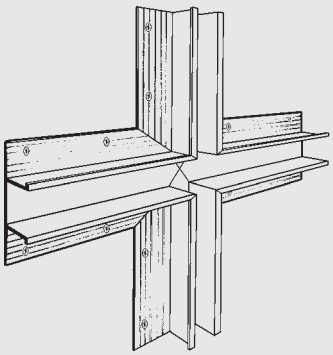

Condition #18
X-Mitre

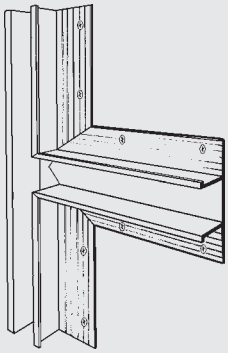

Condition #17
T-Mitre

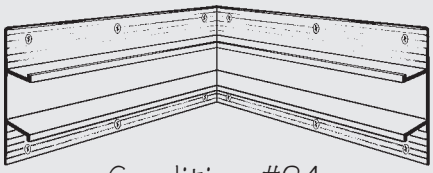

Condition #24
Inside-Mitre

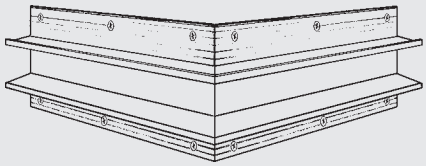

Condition #25
Outside-Mitre

Note:
Mitered Conditions Apply to Both Drywall and Plaster Moldings. Other Conditions Available. Consult Factory.

Optional Finishes

The following finishes are available subject to additional charges depending on the quantity ordered, and availability.

Painted in a high gloss enamel finish in a variety of colors
Painted in a semi- gloss enamel finish in a variety of colors
Painted in a Coraflon® fluoropolymer finish
Black anodized finish
Light, medium, or dark bronze Duranodic finish
Other color anodized finishes

All paint finishes meet or exceed AAMA standards for scratches or blemishes.

Coraflon® is a registered trademark of PPG Industries, Inc.

Plastic Laminate Column Covers

offer an architect the widest selection of colors and textures available. There are dozens of manufacturers from which to choose, and hundreds of laminate colors.

Column Covers Finishes

Pittcon Industries offers a wide variety of column cover finishes from which to choose, including wood veneer, plastic laminate, Ceramicsteel and Pattern Metals finishes.

Stainless Steel Column Covers

Series 1500 Column Covers can give your office or corridors an expensive, luxurious motif that is at the same time very affordable.

SERIES 1500 SNAP-FORM®

Our unique **SNAP-FORM®** method of fastening offers a soft 'V' joint that is easy to install and easily demountable for access. Sizes available are from 14" diameter and larger with single length heights up to 16'. The introduction of stacking joints allows for almost any height desired.

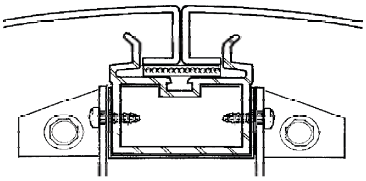

SERIES 1500 SIDE-LOCK

The **SIDE-LOCK™** method of concealed fastening offers a recessed vertical reveal joint for those instances where a decorative reveal is desired. Standard reveal size is 1/2" x 1/2". Sizes available are from 14" diameter and larger with single length heights up to 16'

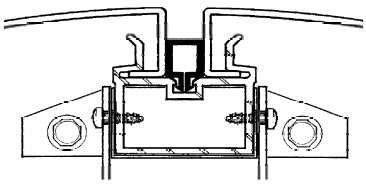

SERIES ECC SNAP-LOCK

The economical **ECC SNAP-LOCK** system gives you the benefits of the soft 'V' joint with the installation ease and economy of the ECC column cover.The same sizes and finishes are available as in the SERIES 1500 column covers.

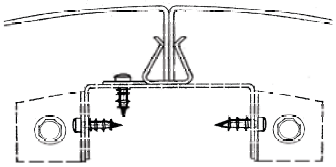

SERIES 100 MONOLITHIC

This column cover series was design specifically for a monolithic appearance with field finishing in mind. It is supplied with recessed seams for taping & spackling and is factory primed. Sizes available are 14" diameter and larger with single length heights up to 16'. The introduction of stacking joints allows for almost any height desired.

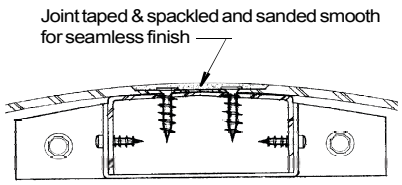

SERIES KS SMALL DIAMETER

This column cover is perfect for the concealment of small structural pipe and tube columns. It can be field finished or is available in factory applied finishes. Smallest Size available 7- 5/8" diameter with single length heights up to 12'. Can be used for either interior or exterior applications.

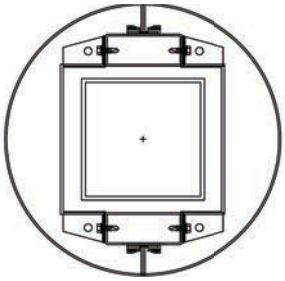

SERIES 8500 LAMINATED

The **SERIES 8500** laminated column cover employs a 1/2" x 1/2" decorative locking insert to protect the laminate edges from damage. The insert can be painted to match the laminate color, or optionally, in a contrasting color. Sizes available are from 16" diameter and larger with single length heights up to 16'

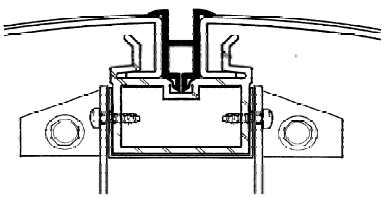

SPECIAL CONDITIONS

Inside, Outside, Circular/Arched Curving, Bridge & Channel Inserts

Many new construction and renovation projects incorporate radiused wall conditions. To accommodate these conditions Pittcon has perfected the art of extrusion 'radiusing'. We can roll-form most of our wall and trim reveal profiles to match your needs. The three possible radius directions: Inside, Outside, Circular/Arched, are shown below, using an 'SWR' and a "PCS" extrusion for examples. The shapes can be supplied in lengths up to 8'. Not all shapes are equally easy to radius, so please consult the factory for your requirements. Reveal inserts can be supplied in a variety of metals and finishes, including wood. Shown below are the two variations normally supplied. In addition to their decorative value, both methods act equally well as fabric tucks for vinyl wall coverings.

Softforms® Drywall Moldings

Condition #27
Inside Radius

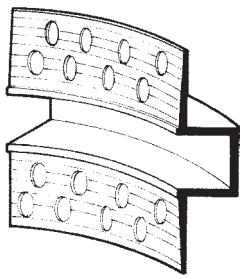

Condition #28
Outside Radius

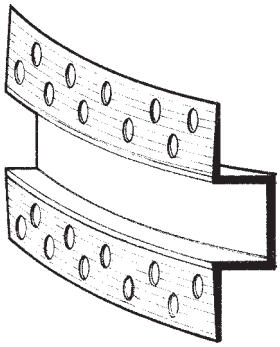

Condition #29
Circular/Arched

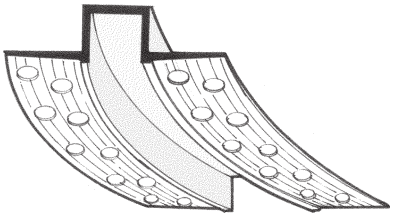

Softforms® Plaster Moldings

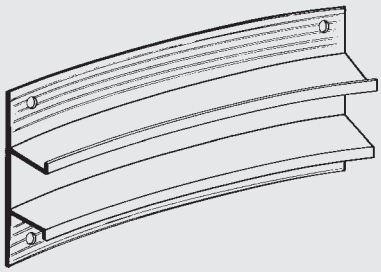

Condition #27
Inside Radius

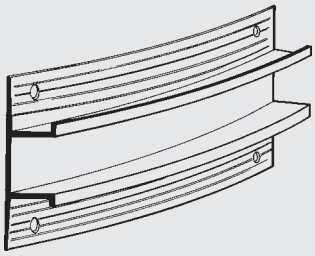

Condition #28
Outside Radius

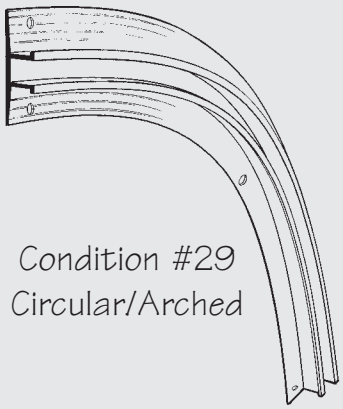

Condition #29
Circular/Arched

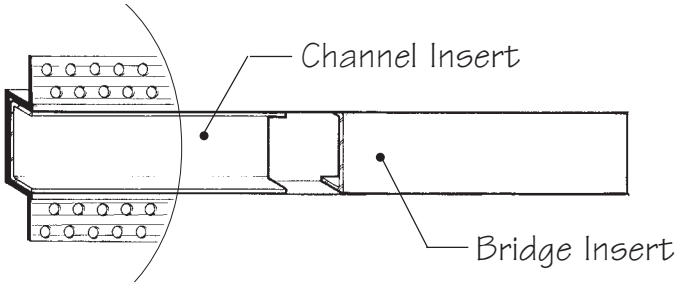

Channel & Bridge Inserts

In a brushed or polished Nevamar Puremetals® Chrome finish
In a brushed or polished Nevamar Puremetals® Brass finish
Painted in a high gloss enamel finish in a variety of colors
Painted in a semi- gloss enamel finish in a variety of colors
Painted in a Coraflon® fluoropolymer finish
Black anodized finish
Light, medium, or dark bronze Duranodic finish

Nevamar Puremetals® is a registered trademark of Nevamar Corp.

Visit Our Website to See a Complete Listing of All Our Product Lines
www.pittconindustries.com

PITTCON INDUSTRIES can be your single source supplier for all your architectural product needs. All our products are manufactured to the highest industry standards. Architects and Interior Designers specify our products for airports, office buildings, shopping malls, hospitals, schools and many other commercial as well as residential establishments. Our products are designed for easy layout, installation and maintenance.

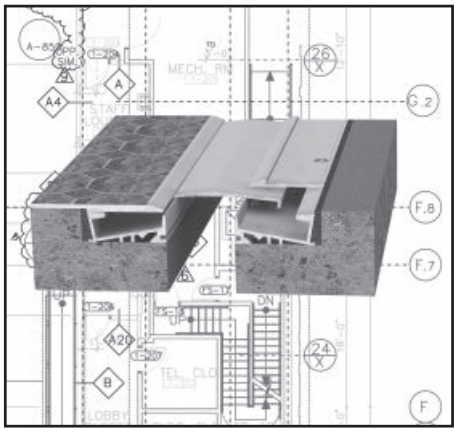

Expansion Joint and Trench Covers

Metal Column Covers

Light Coves and Vaulted Ceilings

Wall Panels



Corner Guards

Hand Crafted Patterns

Local Representative:

Local Distributor:

All details, methods and specifications are the exclusive property of Pittcon Softforms® LLC. Pittcon reserves the right to change any specifications or details without prior notification. All Softforms® profiles are available in standard lengths of 10' ±1/8" (2.048 M). Other lengths are available as special order items. For custom shapes, sizes, or for special finishes, please contact the factory or your nearest Pittcon sales representative.

Pittcon Industries
Division of Pittcon Architectural Metals, LLC
(800) 637-7638

6409 Rhode Island Avenue
Riverdale, Maryland 20737
(888) 213-0952
(301) 927-1000
Fax: (301) 699-8690

7150 W Roosevelt St., Ste D-133
Phoenix, Arizona 85043
(800) 637-7638
(602) 233-9100
Fax: (602) 233-9400

© 2008 Pittcon Industries

Pittcon Introduces Perimeter Trims

Pittcon Industries offers a line of **Perimeter Trims** compatible with most grid systems on the market today. With a unique patented T-Bar Connector, installation is quick and easy.

The 6" **Knife Edge** trim has an optional taping flange, allowing it to be used for both acoustical and drywall ceiling applications.

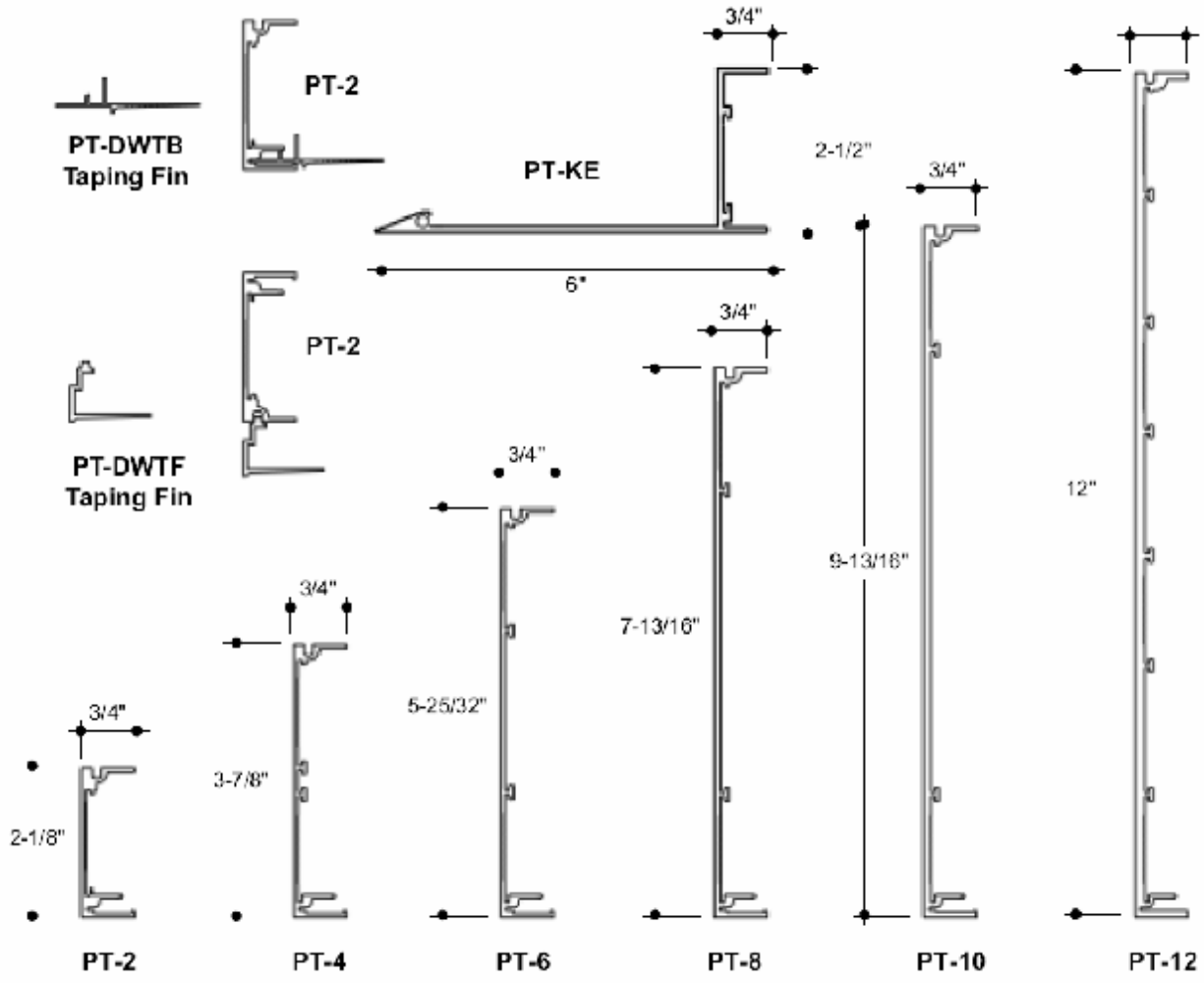

In Stock and ready to ship! Call now (888) 213-0952

6409 Rhode Island Avenue, Riverdale, Maryland 20737-1098
Phone (301) 927-1000 Fax (800) 897-3129

LC-27

Extrude Light Cove- 30 Deg. Profile

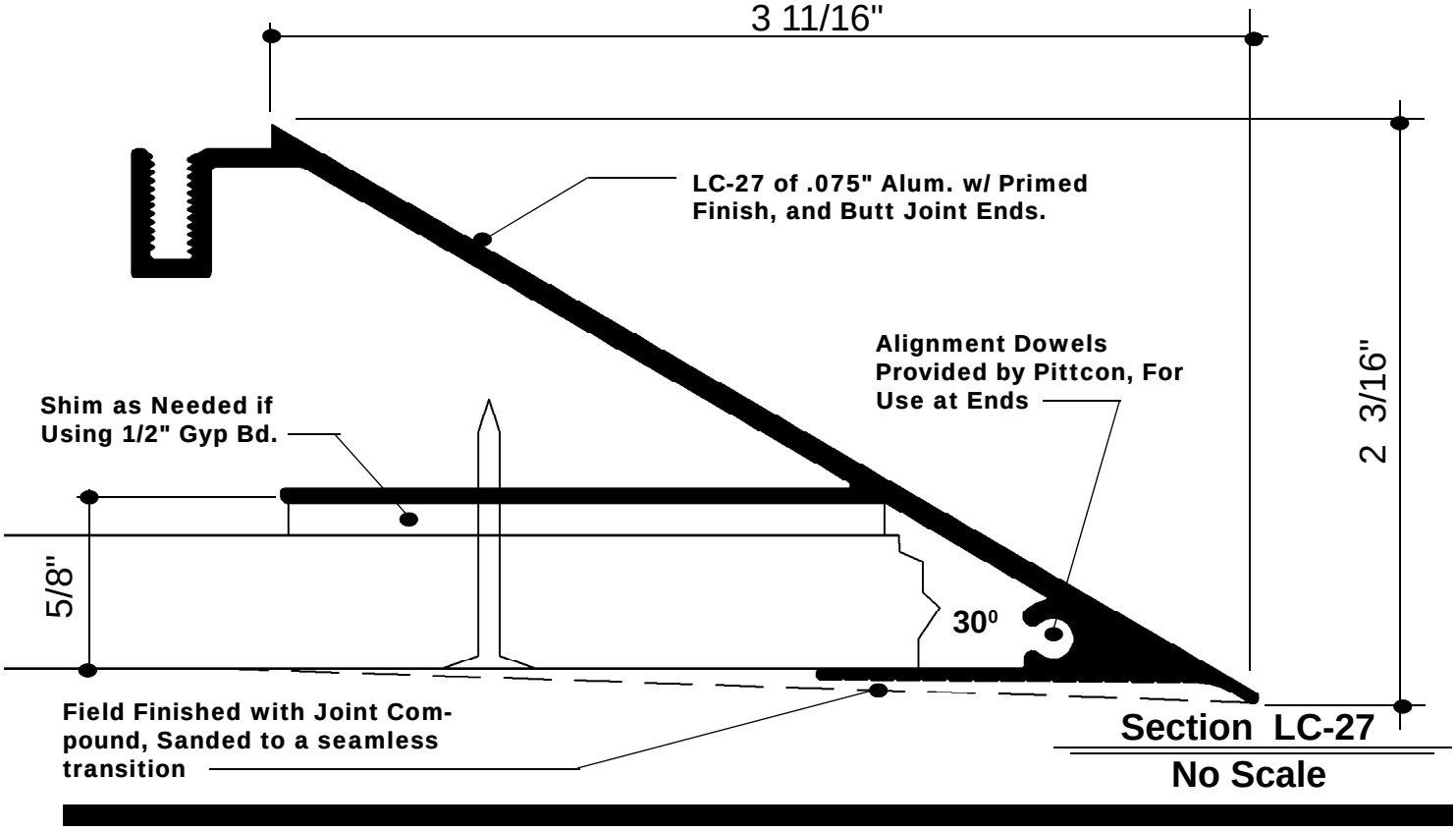

Section LC-27

No Scale

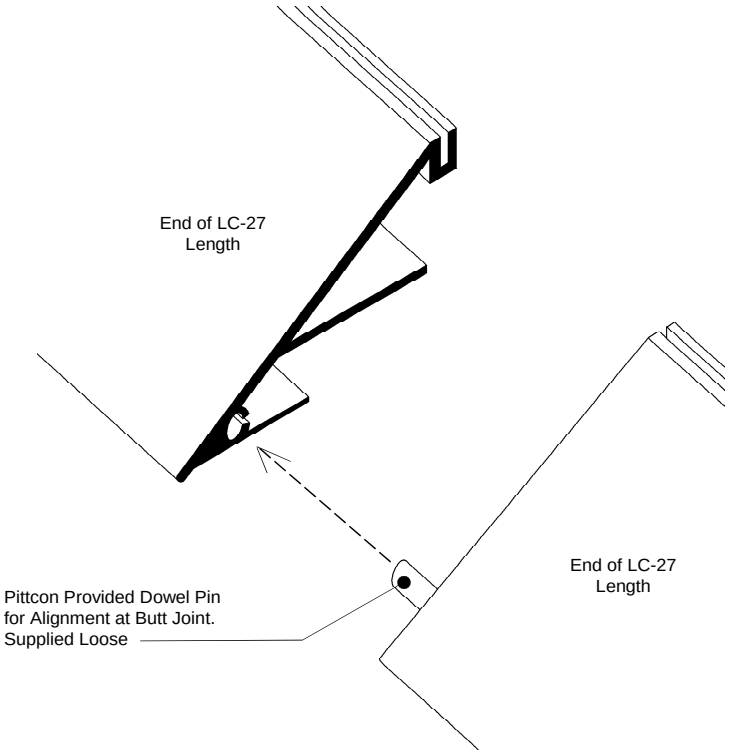

SAMPLE SPECIFICATION
Specify as: PITTCON LIGHT COVE

Model # LC-27

Material: Aluminum alloy.....6063 T-5 or equal
Finish.....Factory primed
Metal thickness..... .070" typical

The formed aluminum profile shall incorporate a continuous integral fin for surface contact to conventionally installed gypsum drywall. The formed profile shall be primed with corrosion-resistant primer compatible with joint compound, latex and enamel paints, and wall covering adhesives.

Other materials and finishes are available with some restrictions applying, due to sconce and butt joint options. Contact factory or your local Pittcon sales representative for details.

All details, methods and specifications are the exclusive property of Pittcon Industries, Division of Pittcon Custom Corporation. Pittcon reserves the right to change any specifications or details without prior notification. All Light Cove profiles are available in standard 10' lengths ±1/8" (2.048 M). Other lengths are available as special order items. For custom shapes, sizes, or for special finishes, please contact the factory or your nearest Pittcon sales representative.

Pittcon Industries **Division Pittcon Architectural Metals, LLC**
6409 Rhode Island Avenue
Riverdale, Maryland 20737
(800) 637-7638 , (301) 927-1000
Fax: (301) 699-8690

Pittcon Industries
DIVISION OF PITTCON CUSTOM CORPORATION

PT-LC20

PERIMETER TRIM LIGHT COVES

Extruded aluminum perimeter trim Light Coves offer flexibile design and ease of installation. PT-LC20 TRIMS can be used with acoustical or drywall ceilings, and are compatible with all major grid systems and lighting fixtures. Exposed Surfaces are painted Pittcon White.Dimensions shown are for reference Other sizes are available.

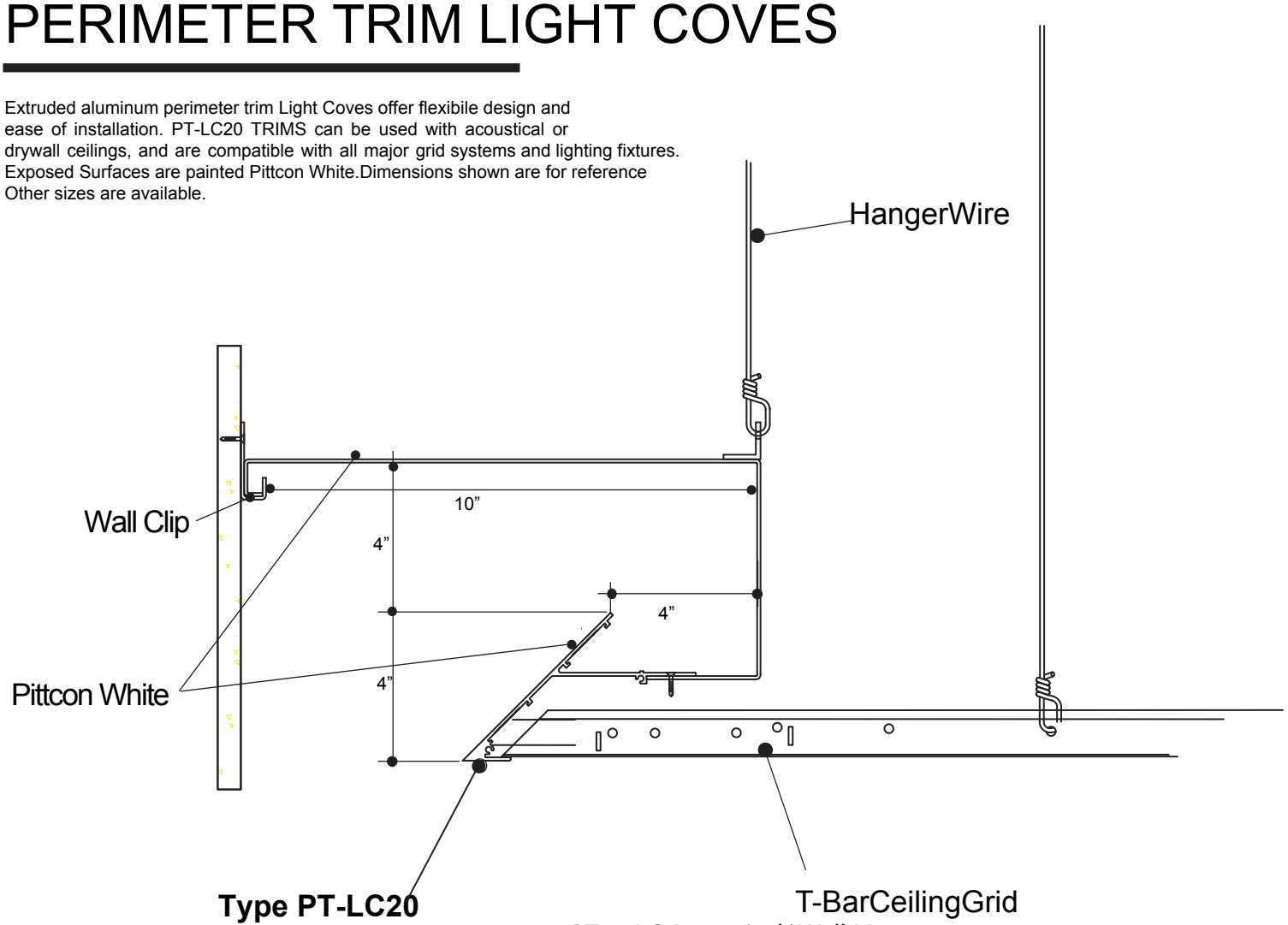

Type PT-LC20
Perimeter Trim

PT20-LC Acoustical/ Wall Mount
No Scale

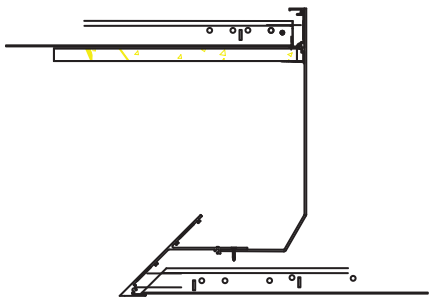

Acoustical/ Ceiling Mount

Pittcon Industries Division Pittcon Architectural Metals, LLC
6409 Rhode Island Avenue
Riverdale, Maryland 20737
(800) 637-7638 , (301) 927-1000
Fax: (301) 699-8690

©2017 Pittcon Industries

PT4-LC

PERIMETER TRIM LIGHT COVES

Extruded aluminum perimeter trim Light Coves offer flexibile design and ease of installation. PT4-LC TRIMS can be used with acoustical or drywall ceilings, and are compatible with all major grid systems and lighting fixtures. Exposed Surfaces are painted Pittcon White.Dimensions shown are for reference Other sizes are available.

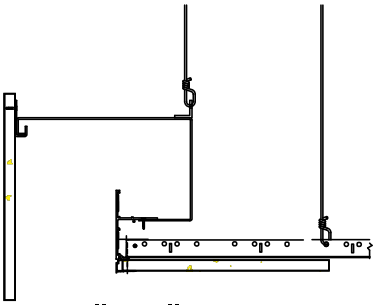

Drywall/ Wall Mount

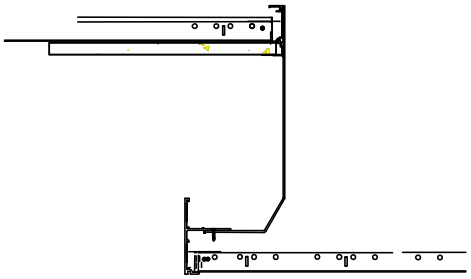

Acoustical/ Ceiling Mount

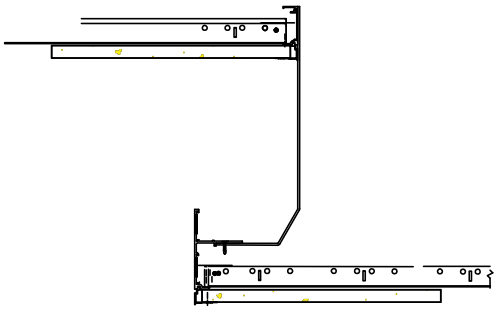

Drywall/ Ceiling Mount

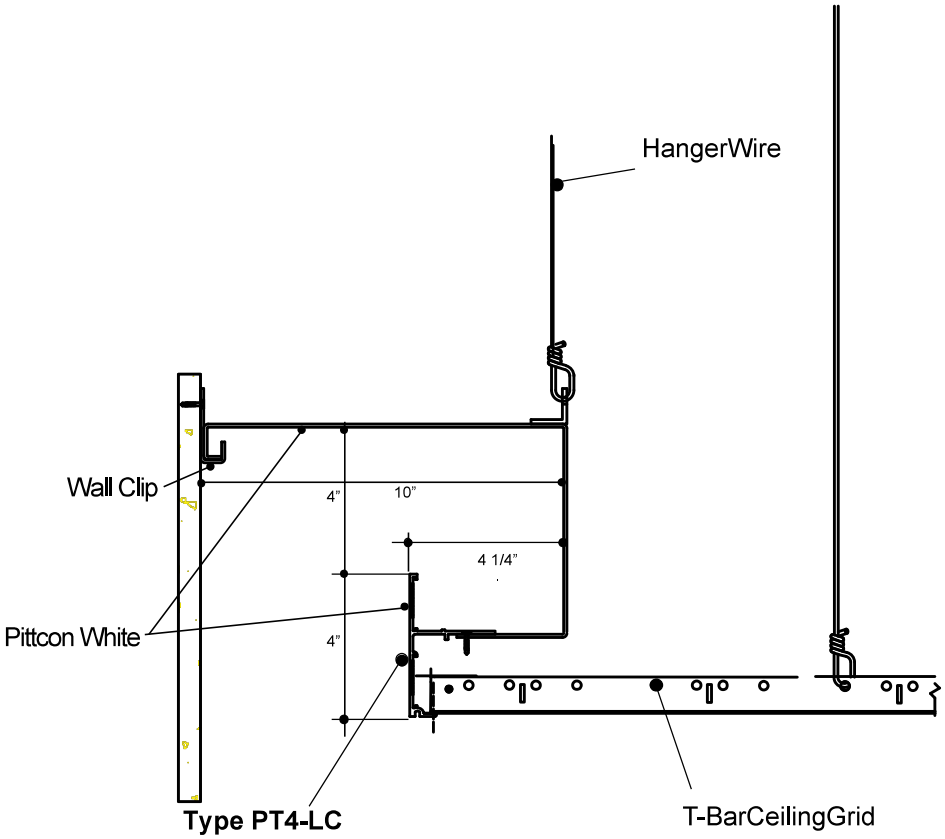

PT4-LC Acoustical/ Wall Mount
No Scale

Pittcon Industries Division Pittcon Architectural Metals, LLC
6409 Rhode Island Avenue
Riverdale, Maryland 20737
(800) 637-7638 , (301) 927-1000
Fax: (301) 699-8690

© 2017 Pittcon Industries

Custom Light Cove

MATERIAL: Aluminum alloy.....3003 H-14 or equal
Finish.....Factory primed
Metal Thickness..... .090" typical

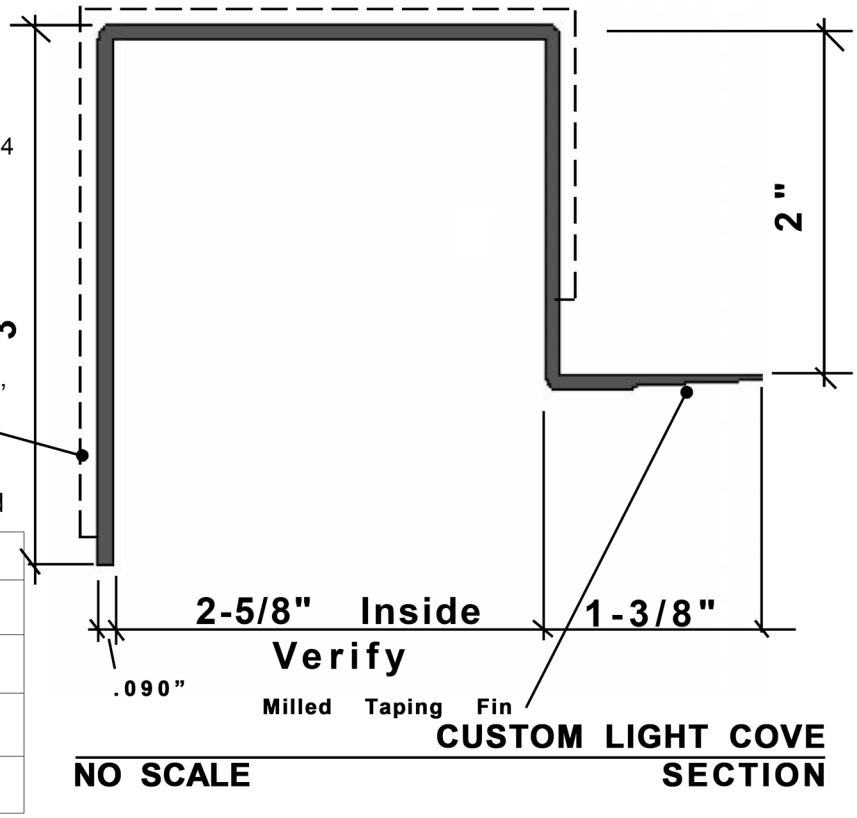

Dashed Line Denotes Splice Plate Beyond, Supplied Loose for Straight Lengths

CUSTOM LIGHT COVE
NO SCALE **SECTION**

CUSTOM LIGHT COVE -- Quant. Required

Quan.	Length
30	120" (10'-0")

Joint Detail

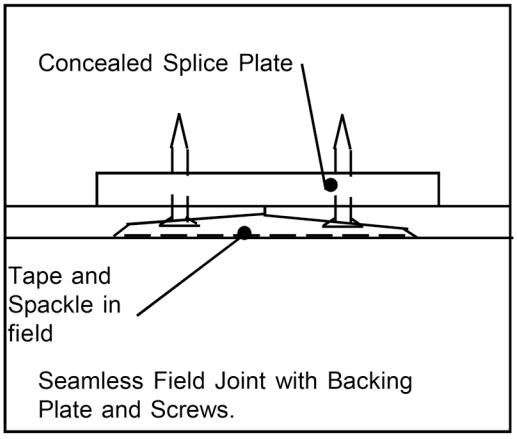

Seamless Field Joint with Backing Plate and Screws.

Mitered Corners

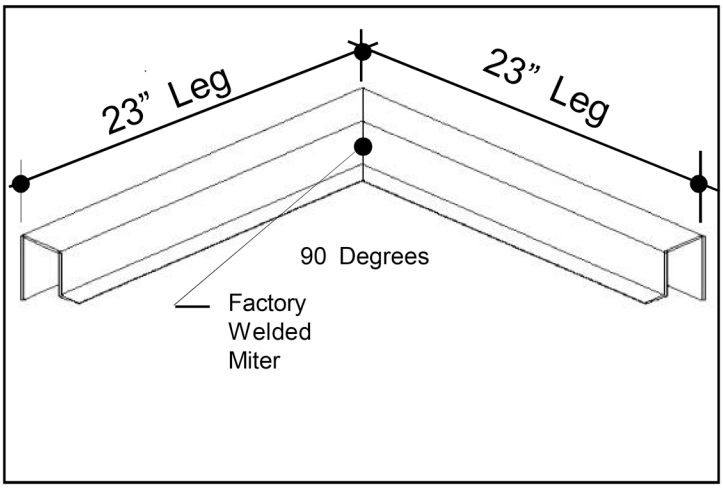

Inside Mitered Corner (with Factory Attached Backing Plates and Pre-pared Joints on Both Ends- Not Shown)

Quan.	Angle
28	90 degrees

DRAWING# SK-1
Job# 48210
Date: 3/18/14
Customer: Ford Contracting
Job Name: Unknown

Approved by: _____
Date: _____

Pittcon Industries 6409 Rhode Island Ave. Riverdale, MD 20737-1098 Phone: (800) 637-7638 (301) 927-1000 Fax: (301) 699-8690

REVISIONS				
ZONE	REV	DESCRIPTION	DATE	APPROVED

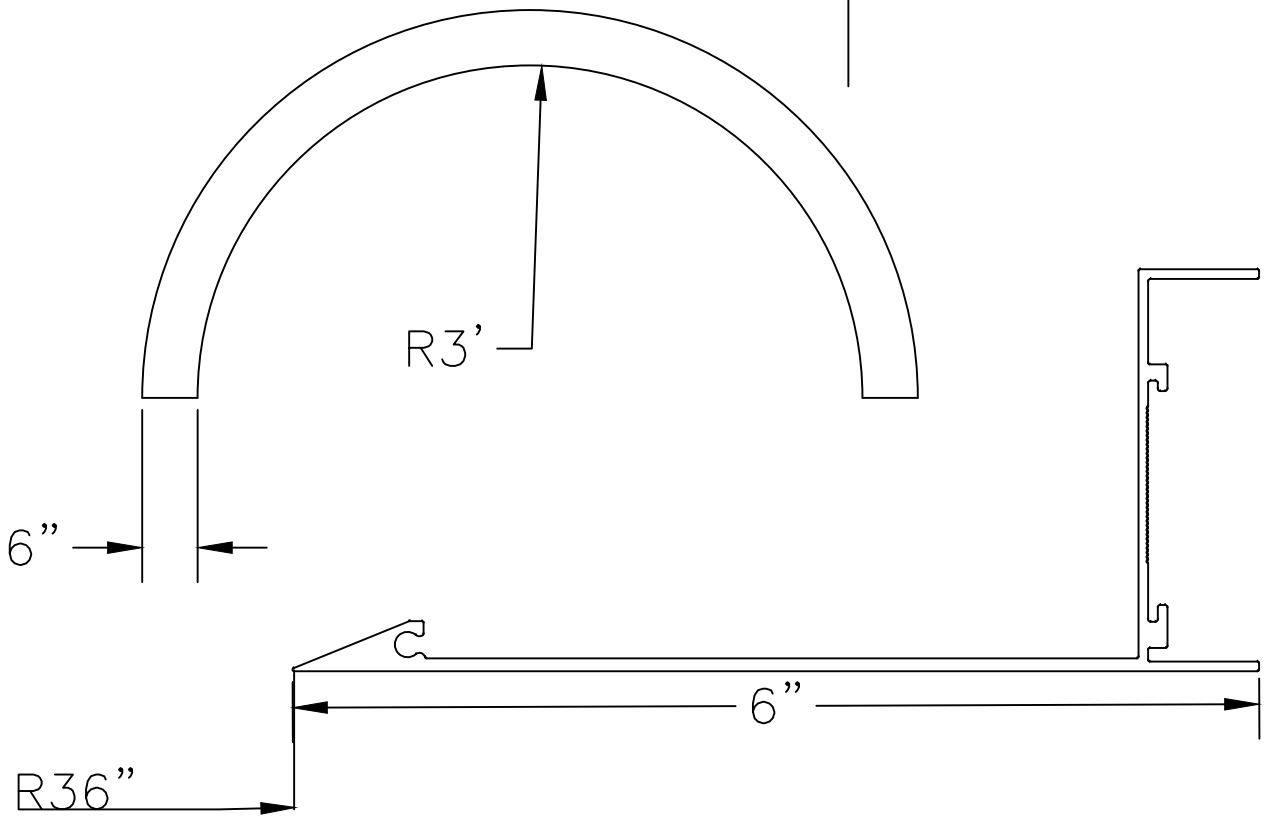

ALL INFORMATION AND SPECIFICATIONS CONTAINED IN THIS DRAWING ARE THE SOLE PROPERTY OF PITTCON INDUSTRIES AND MAY NOT BE COPIED OR REPRODUCED WITHOUT PERMISSION.

Pittcon Industries
6409 Rhode Island Av.
Riverdale, MD 20737
301-927-1000
FAX 699-8690

PT-KE CURVED

SIZE	FSCM NO.	DWG NO.	REV
A		61859 CUR	A

SCALE FULL | SHEET

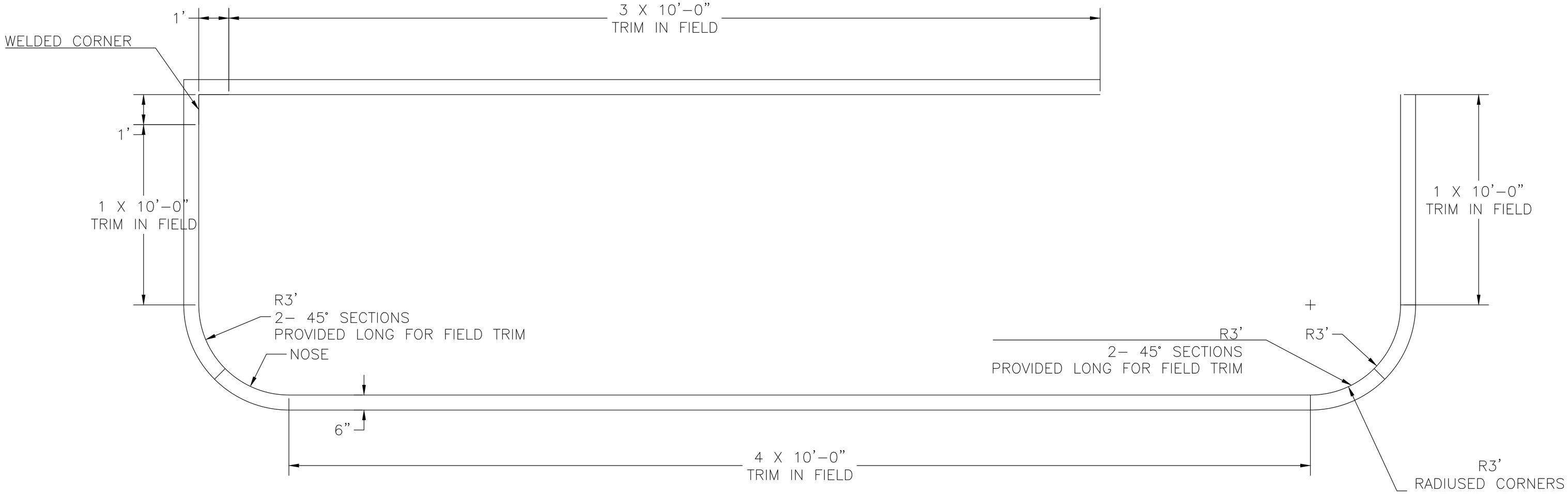

1 PT-KE PLAN

NTS

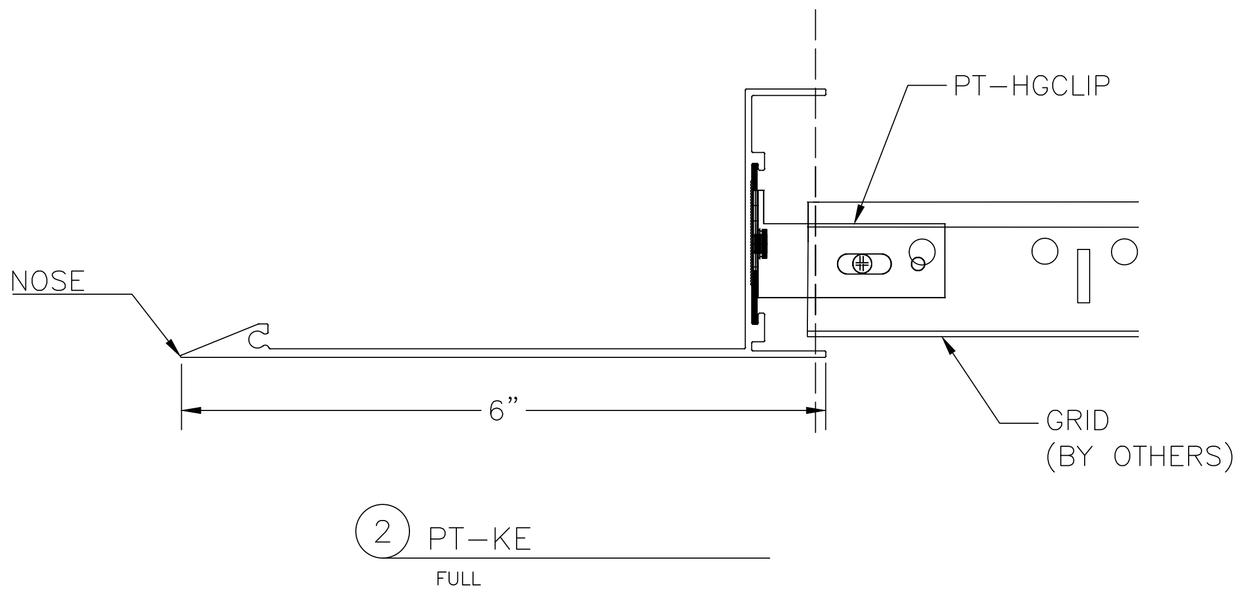

2 PT-KE

FULL

General Notes

No.	Revision/Issue	Date
A	CHANGE TO INSIDE RADIUS	

Firm Name and Address

Pittcon Industries

6409 RHODE ISLAND AVE.
RIVERDALE, MD 20737
301-927-1000
301-699-8690 FAX
WWW.PITTCONINDUSTRIES.COM

Project Name and Address

UNITED AIRLINES

Project 61859	Sheet 1
Date 10/22/18	
Scale AS NOTED	

APPROVED: _____

DATE: _____

The information contained herein is the propriatory property of Pittcon Architectural Metals, LLC. No portion of it may be reproduced by any means or used in any form except for the purpose for which it was furnished. All rights of design and invention are hereby reserved. We reserve the right to make changes in the design at our discretion

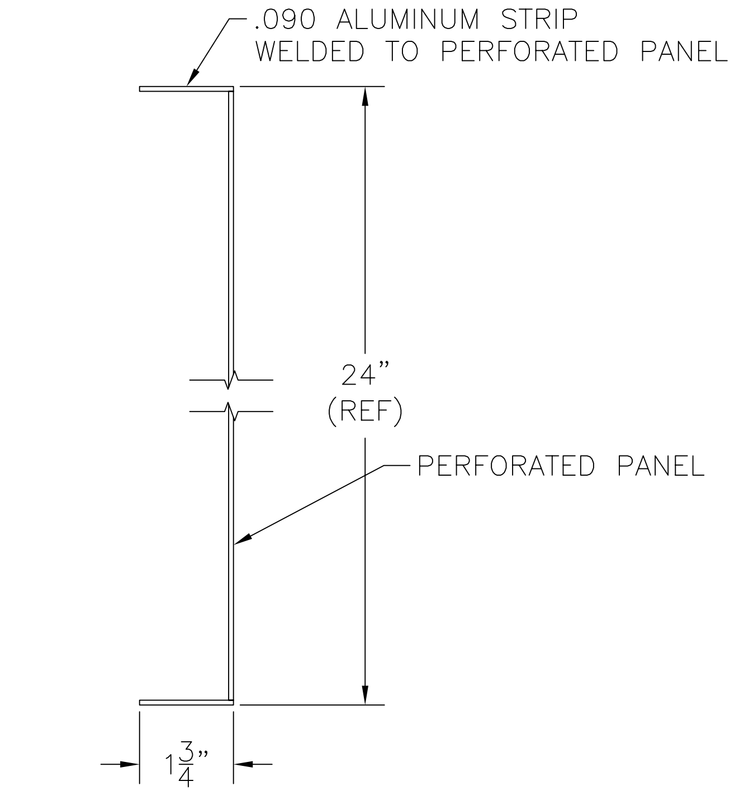

2 SECTION–SERPENTINE PANEL

6"=1'-0"

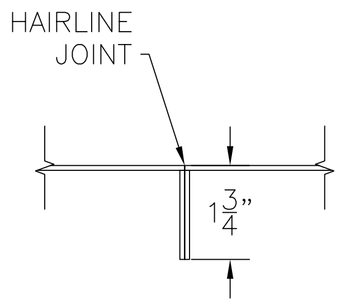

3 SECTION– JOINT

6"=1'-0"

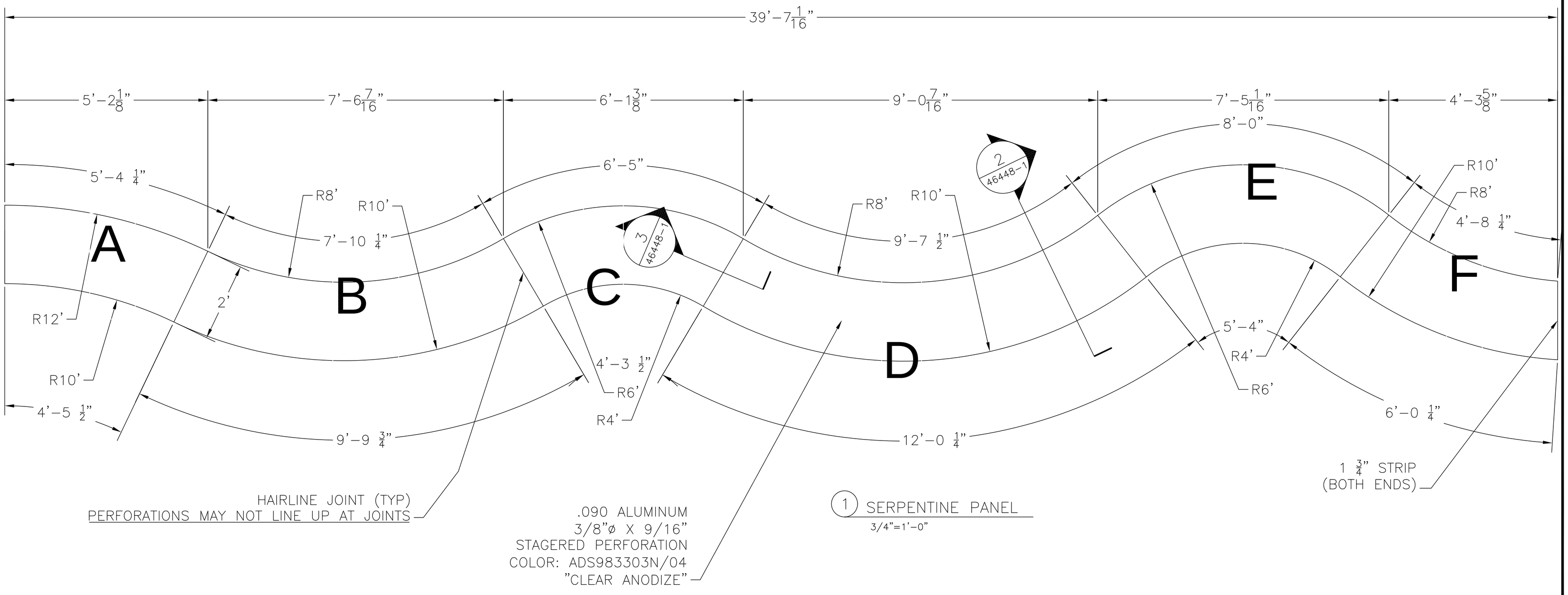

1 SERPENTINE PANEL

3/4"=1'-0"

General Notes

No.	Revision/Issue	Date
–		
A	ADD COLUMN COVERS	10/5/12

Firm Name and Address

Pittcon Industries

6409 RHODE ISLAND AVE.
RIVERDALE, MD 20737
301-927-1000
301-699-8690 FAX
WWW.PITTCONINDUSTRIES.COM

Project Name and Address

TRIDENT TECH

Project	46448
Date	9/19/12
Scale	AS NOTED
Sheet	1